

DEPARTMENT OF SOCIAL WELFARE AND DEVELOPMENT  
REGIONAL OFFICE III

STATUS OF ALLOTMENT, OBLIGATIONS INCURRED AND BALANCES  
As of September 30, 2023  
FUND 01

PARTICULARS	ALLOTMENT	OBLIGATIONS INCURRED	BALANCES	% of Utilization
CURRENT APPROPRIATIONS				
A. REGULAR APPROPRIATIONS				
DIRECT RELEASE				
1. General Administration and Support Services				
PS	-	-	-	
MOOE	18,875,000.00	15,251,469.99	3,623,530.01	80.80%
CO	-	-	-	
<b>Sub-total</b>	<b>18,875,000.00</b>	<b>15,251,469.99</b>	<b>3,623,530.01</b>	<b>80.80%</b>
RLIP	-	-	-	
<b>TOTAL</b>	<b>18,875,000.00</b>	<b>15,251,469.99</b>	<b>3,623,530.01</b>	<b>80.80%</b>
2. Provision of Services for center-based clients				
PS	53,000,000.00	31,527,952.39	21,472,047.61	59.49%
MOOE	75,284,000.00	66,634,250.47	8,649,749.53	88.51%
CO	-	-	-	
<b>Sub-total</b>	<b>128,284,000.00</b>	<b>98,162,202.86</b>	<b>30,121,797.14</b>	<b>76.52%</b>
RLIP	1,484,000.00	1,072,305.46	411,694.54	72.26%
<b>TOTAL</b>	<b>129,768,000.00</b>	<b>99,234,508.32</b>	<b>30,533,491.68</b>	<b>76.47%</b>
3. Provision of technical/advisory assistance and other related support services				
PS	72,169,000.00	53,481,305.93	18,687,694.07	74.11%
MOOE	13,727,000.00	7,584,615.75	6,142,384.25	55.25%
CO	-	-	-	
<b>Sub-total</b>	<b>85,896,000.00</b>	<b>61,065,921.68</b>	<b>24,830,078.32</b>	<b>71.09%</b>
RLIP	5,859,000.00	4,677,536.03	1,181,463.97	79.84%
<b>TOTAL</b>	<b>91,755,000.00</b>	<b>65,743,457.71</b>	<b>26,011,542.29</b>	<b>71.65%</b>
4. Supplementary Feeding Program				
PS	-	-	-	
MOOE	230,227,000.00	228,931,451.16	1,295,548.84	99.44%
CO	-	-	-	
<b>Sub-total</b>	<b>230,227,000.00</b>	<b>228,931,451.16</b>	<b>1,295,548.84</b>	<b>99.44%</b>
RLIP	-	-	-	
<b>TOTAL</b>	<b>230,227,000.00</b>	<b>228,931,451.16</b>	<b>1,295,548.84</b>	<b>99.44%</b>
5. Poverty and Reintegration Program for Trafficked Persons				
PS	-	-	-	
MOOE	937,000.00	867,560.53	69,439.47	92.59%
CO	-	-	-	
<b>Sub-total</b>	<b>937,000.00</b>	<b>867,560.53</b>	<b>69,439.47</b>	<b>92.59%</b>
RLIP	-	-	-	

PARTICULARS	ALLOTMENT	OBLIGATIONS INCURRED	BALANCES	% of Utilization
<b>TOTAL</b>	937,000.00	867,560.53	69,439.47	92.59%
<b>6. Social Pension for Indigent Senior Citizens</b>				
PS	1,731,000.00	1,160,836.21	570,163.79	67.06%
MOOE	820,601,000.00	748,634,191.32	71,966,808.68	91.23%
CO	-	-	-	-
<b>Sub-total</b>	<b>822,332,000.00</b>	<b>749,795,027.53</b>	<b>72,536,972.47</b>	<b>91.18%</b>
RLIP	-	-	-	-
<b>TOTAL</b>	<b>822,332,000.00</b>	<b>749,795,027.53</b>	<b>72,536,972.47</b>	<b>91.18%</b>
<b>7. Sustainable Livelihood Program</b>				
PS	13,381,000.00	7,755,124.79	5,625,875.21	57.96%
MOOE	78,642,000.00	61,534,731.73	17,107,268.27	78.25%
CO	-	-	-	-
<b>Sub-total</b>	<b>92,023,000.00</b>	<b>69,289,856.52</b>	<b>22,733,143.48</b>	<b>75.30%</b>
RLIP	-	-	-	-
<b>TOTAL</b>	<b>92,023,000.00</b>	<b>69,289,856.52</b>	<b>22,733,143.48</b>	<b>75.30%</b>
<b>8. National Household Targeting System for Poverty Reduction</b>				
PS	5,253,000.00	3,323,576.29	1,929,423.71	63.27%
MOOE	835,000.00	688,248.65	146,751.35	82.42%
CO	-	-	-	-
<b>Sub-total</b>	<b>6,088,000.00</b>	<b>4,011,824.94</b>	<b>2,076,175.06</b>	<b>65.90%</b>
RLIP	-	-	-	-
<b>TOTAL</b>	<b>6,088,000.00</b>	<b>4,011,824.94</b>	<b>2,076,175.06</b>	<b>65.90%</b>
<b>TOTAL, DIRECT RELEASE</b>				
PS	145,534,000.00	97,248,795.61	48,285,204.39	66.82%
MOOE	1,239,128,000.00	1,130,126,519.60	109,001,480.40	91.20%
CO	-	-	-	-
<b>Sub-total</b>	<b>1,384,662,000.00</b>	<b>1,227,375,315.21</b>	<b>157,286,684.79</b>	<b>88.64%</b>
RLIP	7,343,000.00	5,749,841.49	1,593,158.51	78.30%
<b>TOTAL</b>	<b>1,392,005,000.00</b>	<b>1,233,125,156.70</b>	<b>158,879,843.30</b>	<b>88.59%</b>
<b>CENTRALLY-MANAGED FUND</b>	1,392,005,000.00	1,233,125,156.70	158,879,843.30	0.885862592
<b>1. General Administration and Support Services</b>				
PS	860,367.00	599,775.08	260,591.92	69.71%
MOOE	2,488,130.00	2,153,814.00	334,316.00	86.56%
CO	-	-	-	-
<b>Sub-total</b>	<b>3,348,497.00</b>	<b>2,753,589.08</b>	<b>594,907.92</b>	<b>82.23%</b>
RLIP	-	-	-	-
<b>TOTAL</b>	<b>3,348,497.00</b>	<b>2,753,589.08</b>	<b>594,907.92</b>	<b>82.23%</b>
<b>2. Information and Communication Technology Service Management</b>				
PS	-	-	-	-
MOOE	10,602,356.00	8,042,400.88	2,559,955.12	75.85%
CO	7,500,000.00	1,644,370.00	5,855,630.00	21.92%
<b>Sub-total</b>	<b>18,102,356.00</b>	<b>9,686,770.88</b>	<b>8,415,585.12</b>	<b>53.51%</b>
RLIP	-	-	-	-

PARTICULARS	ALLOTMENT	OBLIGATIONS INCURRED	BALANCES	% of Utilization
TOTAL	18,102,356.00	9,686,770.88	8,415,585.12	53.51%
<b>4. Social Technology Development and Enhancement</b>				
PS	-	-	-	
MOOE	2,559,550.00	1,812,609.76	746,940.24	70.82%
CO	-	-	-	
Sub-total	2,559,550.00	1,812,609.76	746,940.24	70.82%
RLIP	-	-	-	
TOTAL	2,559,550.00	1,812,609.76	746,940.24	70.82%
<b>5. Formulation and Development of Policies and Plans</b>				
PS	-	-	-	
MOOE	9,000.00	9,000.00	-	100.00%
CO	-	-	-	
Sub-total	9,000.00	9,000.00	-	100.00%
RLIP	-	-	-	
TOTAL	9,000.00	9,000.00	-	100.00%
<b>6. EPAHP-NPMO</b>				
PS	-	-	-	
MOOE	3,594,300.00	2,938,526.32	655,773.68	81.76%
CO	-	-	-	
Sub-total	3,594,300.00	2,938,526.32	655,773.68	81.76%
RLIP	-	-	-	
TOTAL	3,594,300.00	2,938,526.32	655,773.68	81.76%
<b>7. National Household Targeting System</b>				
PS	-	-	-	
MOOE	947,600.00	198,700.20	748,899.80	20.97%
CO	-	-	-	
Sub-total	947,600.00	198,700.20	748,899.80	20.97%
RLIP	-	-	-	
TOTAL	947,600.00	198,700.20	748,899.80	20.97%
<b>8. Pantawid Pamilya</b>				
PS	495,328,605.00	332,759,817.74	162,568,787.26	67.18%
MOOE	241,059,111.69	153,457,429.79	87,601,681.90	63.66%
FE	-	-	-	
CO	-	-	-	
Sub-total	736,387,716.69	486,217,247.53	250,170,469.16	66.03%
RLIP	-	-	-	
TOTAL	736,387,716.69	486,217,247.53	250,170,469.16	66.03%
<b>9. Sustainable Livelihood Program</b>				
PS	-	-	-	
MOOE	180,112,582.00	77,059,843.15	103,052,738.85	42.78%
CO	-	-	-	
Sub-total	180,112,582.00	77,059,843.15	103,052,738.85	42.78%
RLIP	-	-	-	

PARTICULARS	ALLOTMENT	OBLIGATIONS INCURRED	BALANCES	% of Utilization
<b>TOTAL</b>	180,112,582.00	77,059,843.15	103,052,738.85	42.78%
<b>11. KALAHI-CIDSS-KKB</b>				
PS	-	-	-	
MOOE	57,550,579.02	18,120,599.00	39,429,980.02	31.49%
CO	-	-	-	
<b>Sub-total</b>	<b>57,550,579.02</b>	<b>18,120,599.00</b>	<b>39,429,980.02</b>	<b>31.49%</b>
RLIP	-	-	-	
<b>TOTAL</b>	<b>57,550,579.02</b>	<b>18,120,599.00</b>	<b>39,429,980.02</b>	<b>31.49%</b>
<b>12. Centers</b>				
PS	-	-	-	
MOOE	30,882,256.00	10,327,069.13	20,555,186.87	33.44%
CO	70,335,000.00	39,097,454.26	31,237,545.74	55.59%
<b>Sub-total</b>	<b>101,217,256.00</b>	<b>49,424,523.39</b>	<b>51,792,732.61</b>	<b>48.83%</b>
RLIP	-	-	-	
<b>TOTAL</b>	<b>101,217,256.00</b>	<b>49,424,523.39</b>	<b>51,792,732.61</b>	<b>48.83%</b>
<b>13. Supplementary Feeding Program</b>				
PS	-	-	-	
MOOE	87,240,000.00	59,482,751.55	27,757,248.45	68.18%
CO	-	-	-	
<b>Sub-total</b>	<b>87,240,000.00</b>	<b>59,482,751.55</b>	<b>27,757,248.45</b>	<b>68.18%</b>
RLIP	-	-	-	
<b>TOTAL</b>	<b>87,240,000.00</b>	<b>59,482,751.55</b>	<b>27,757,248.45</b>	<b>68.18%</b>
<b>15. Implementation of RA No. 10868 or the Centenarians Act of 2016</b>				
PS	-	-	-	
MOOE	29,447,059.00	29,396,611.59	50,447.41	99.83%
CO	-	-	-	
<b>Sub-total</b>	<b>29,447,059.00</b>	<b>29,396,611.59</b>	<b>50,447.41</b>	<b>99.83%</b>
RLIP	-	-	-	
<b>TOTAL</b>	<b>29,447,059.00</b>	<b>29,396,611.59</b>	<b>50,447.41</b>	<b>99.83%</b>
<b>16. Protective Services for Individuals and Families in Difficult Circumstances</b>				
PS	-	-	-	
MOOE	2,306,003,204.22	1,902,435,780.94	403,567,423.28	82.50%
CO	-	-	-	
<b>Sub-total</b>	<b>2,306,003,204.22</b>	<b>1,902,435,780.94</b>	<b>403,567,423.28</b>	<b>82.50%</b>
RLIP	-	-	-	
<b>TOTAL</b>	<b>2,306,003,204.22</b>	<b>1,902,435,780.94</b>	<b>403,567,423.28</b>	<b>82.50%</b>
<b>17. Assistance to Persons with Disability and Older Persons</b>				
PS	-	-	-	
MOOE	511,990.00	412,469.86	99,520.14	80.56%
CO	-	-	-	
<b>Sub-total</b>	<b>511,990.00</b>	<b>412,469.86</b>	<b>99,520.14</b>	<b>80.56%</b>
RLIP	-	-	-	

PARTICULARS	ALLOTMENT	OBLIGATIONS INCURRED	BALANCES	% of Utilization
TOTAL	511,990.00	412,469.86	99,520.14	80.56%
<b>18. Comprehensive Proj. for Street Children, Street Families &amp; Ips - Esp. Badjaus</b>				
PS	-	-	-	
MOOE	2,684,867.88	572,955.48	2,111,912.40	21.34%
CO	-	-	-	
Sub-total	2,684,867.88	572,955.48	2,111,912.40	21.34%
RLIP	-	-	-	
TOTAL	2,684,867.88	572,955.48	2,111,912.40	21.34%
<b>20. Social Protection Program for Adoloscent Mothers</b>				
PS	-	-	-	
MOOE	15,900.00	-	15,900.00	-
CO	-	-	-	
Sub-total	15,900.00	-	15,900.00	0.00%
RLIP	-	-	-	
TOTAL	15,900.00	-	15,900.00	-
<b>22. Services to Displaced Persons (Deportees)</b>				
PS	-	-	-	
MOOE	1,027,100.00	-	1,027,100.00	-
CO	-	-	-	
Sub-total	1,027,100.00	-	1,027,100.00	0.00%
RLIP	-	-	-	
TOTAL	1,027,100.00	-	1,027,100.00	-
<b>23. Poverty and Reintegration Program for Trafficked Persons</b>				
PS	-	-	-	
MOOE	526,000.00	170,075.00	355,925.00	32.33%
CO	-	-	-	
Sub-total	526,000.00	170,075.00	355,925.00	32.33%
RLIP	-	-	-	
TOTAL	526,000.00	170,075.00	355,925.00	32.33%
<b>24. Disaster response and rehabilitation program</b>				
PS	-	-	-	
MOOE	215,192,472.92	121,042,039.12	94,150,433.80	56.25%
CO	-	-	-	
Sub-total	215,192,472.92	121,042,039.12	94,150,433.80	56.25%
RLIP	-	-	-	
TOTAL	215,192,472.92	121,042,039.12	94,150,433.80	56.25%
<b>26. Quick Response Fund</b>				
PS	-	-	-	
MOOE	1,058,000.00	1,058,000.00	-	100.00%
CO	-	-	-	
Sub-total	1,058,000.00	1,058,000.00	-	100.00%
RLIP	-	-	-	
TOTAL	1,058,000.00	1,058,000.00	-	100.00%

PARTICULARS	ALLOTMENT	OBLIGATIONS INCURRED	BALANCES	% of Utilization
29. Standards-setting, Licensing, accreditation and monitoring services				
PS	-	-	-	
MOOE	637,520.00	513,340.69	124,179.31	80.52%
CO	-	-	-	
Sub-total	637,520.00	513,340.69	124,179.31	80.52%
RLIP	-	-	-	
TOTAL	637,520.00	513,340.69	124,179.31	80.52%
TOTAL, CMF				
PS	496,188,972.00	333,359,592.82	162,829,379.18	67.18%
MOOE	3,174,149,578.73	2,389,204,016.46	784,945,562.27	75.27%
FE	-	-	-	
CO	77,835,000.00	40,741,824.26	37,093,175.74	52.34%
Sub-total	3,748,173,550.73	2,763,305,433.54	984,868,117.19	73.72%
RLIP	-	-	-	
TOTAL	3,748,173,550.73	2,763,305,433.54	984,868,117.19	73.72%
TOTAL, REGULAR APPROPRIATIONS	3,748,173,550.73	2,763,305,433.54	984,868,117.19	0.737240524
PS	641,722,972.00	430,608,388.43	211,114,583.57	67.10%
MOOE	4,413,277,578.73	3,519,330,536.06	893,947,042.67	79.74%
FE	-	-	-	
CO	77,835,000.00	40,741,824.26	37,093,175.74	52.34%
Sub-total	5,132,835,550.73	3,990,680,748.75	1,142,154,801.98	77.75%
RLIP	7,343,000.00	5,749,841.49	1,593,158.51	78.30%
TOTAL	5,140,178,550.73	3,996,430,590.24	1,143,747,960.49	77.75%
B. AUTOMATIC APPROPRIATIONS				
TOTAL, AUTOMATIC APPROPRIATIONS	-	-	-	
PS	-	-	-	
MOOE	-	-	-	
CO	-	-	-	
Sub-total	-	-	-	
RLIP	-	-	-	
TOTAL	-	-	-	
B. SPECIAL PURPOSE FUNDS				
1. MISCELLANEOUS PERSONNEL BENEFIT FUND				
PS	15,074,334.41	14,970,320.66	104,013.75	99.31%
MOOE	-	-	-	
CO	-	-	-	
Sub-total	15,074,334.41	14,970,320.66	104,013.75	99.31%
RLIP	-	-	-	
TOTAL	15,074,334.41	14,970,320.66	104,013.75	99.31%

PARTICULARS	ALLOTMENT	OBLIGATIONS INCURRED	BALANCES	% of Utilization
<b>CALAMITY FUND</b>				
PS				
MOOE				
CO	110,341,525.00	104,152,741.06	6,188,783.94	94.39%
<b>Sub-total</b>				
RLIP	110,341,525.00	104,152,741.06	6,188,783.94	94.39%
<b>TOTAL</b>				
	110,341,525.00	104,152,741.06	6,188,783.94	94.39%
<b>TOTAL, SPECIAL PURPOSE FUND</b>				
PS				
MOOE	15,074,334.41	14,970,320.66	104,013.75	99.31%
CO	110,341,525.00	104,152,741.06	6,188,783.94	94.39%
<b>Sub-total</b>				
RLIP	125,415,859.41	119,123,061.72	6,292,797.69	94.98%
<b>TOTAL</b>				
	125,415,859.41	119,123,061.72	6,292,797.69	94.98%
<b>SUMMARY - FUND 101 CURRENT APPROPRIATIONS</b>				
PS	656,797,306.41	445,578,709.09	211,218,597.32	67.84%
MOOE	4,523,619,103.73	3,623,483,277.12	900,135,826.61	80.10%
FE				
CO	77,835,000.00	40,741,824.26	37,093,175.74	52.34%
<b>Sub-total</b>				
	5,258,251,410.14	4,109,803,810.47	1,148,447,599.67	78.16%
RLIP	7,343,000.00	5,749,841.49	1,593,158.51	78.30%
<b>TOTAL</b>				
	5,265,594,410.14	4,115,553,651.96	1,150,040,758.18	78.16%

Prepared by:

*HAIZELL CASTAÑEDA*  
**HAIZELL CASTAÑEDA**  
 Financial Analyst II

Certified by:

*RENANN M. MACAPINLAC*  
**RENANN M. MACAPINLAC**  
 Budget Officer III



DEPARTMENT OF SOCIAL WELFARE AND DEVELOPMENT  
REGIONAL OFFICE III

STATUS OF ALLOTMENT, OBLIGATIONS INCURRED AND BALANCES  
As of September 30, 2023

PARTICULARS	ALLOTMENT	OBLIGATIONS INCURRED	BALANCES	% of Utilization
CONTINUING APPROPRIATIONS				
A. REGULAR APPROPRIATIONS				
DIRECT RELEASE				
<b>1. General Administration and Support Services</b>				
PS	-	-	-	
MOOE	-	-	-	
CO	5,000.00	-	5,000.00	
<b>Sub-total</b>	<b>5,000.00</b>	<b>-</b>	<b>5,000.00</b>	<b>0.00%</b>
RLIP	-	-	-	
<b>TOTAL</b>	<b>5,000.00</b>	<b>-</b>	<b>5,000.00</b>	<b>0.00%</b>
<b>2. Provision of Services for center-based clients</b>				
PS	-	-	-	
MOOE	5,224,549.49	5,224,549.49	-	100.00%
CO	-	-	-	
<b>Sub-total</b>	<b>5,224,549.49</b>	<b>5,224,549.49</b>	<b>-</b>	<b>100.00%</b>
RLIP	-	-	-	
<b>TOTAL</b>	<b>5,224,549.49</b>	<b>5,224,549.49</b>	<b>-</b>	<b>100.00%</b>
<b>3. Provision of technical/advisory assistance and other related support services</b>				
PS	-	-	-	
MOOE	373,337.79	373,337.79	-	100.00%
CO	-	-	-	
<b>Sub-total</b>	<b>373,337.79</b>	<b>373,337.79</b>	<b>-</b>	<b>100.00%</b>
RLIP	-	-	-	
<b>TOTAL</b>	<b>373,337.79</b>	<b>373,337.79</b>	<b>-</b>	<b>100.00%</b>
<b>4. Supplementary Feeding Program</b>				
PS	-	-	-	
MOOE	1,222,445.37	1,222,445.37	-	100.00%
CO	-	-	-	
<b>Sub-total</b>	<b>1,222,445.37</b>	<b>1,222,445.37</b>	<b>-</b>	<b>100.00%</b>
RLIP	-	-	-	
<b>TOTAL</b>	<b>1,222,445.37</b>	<b>1,222,445.37</b>	<b>-</b>	<b>100.00%</b>
<b>5. Poverty and Reintegration Program for Trafficked Persons</b>				
PS	-	-	-	
MOOE	77,894.94	77,894.94	-	100.00%
CO	-	-	-	
<b>Sub-total</b>	<b>77,894.94</b>	<b>77,894.94</b>	<b>-</b>	<b>100.00%</b>
RLIP	-	-	-	
<b>TOTAL</b>	<b>77,894.94</b>	<b>77,894.94</b>	<b>-</b>	<b>100.00%</b>



PARTICULARS	ALLOTMENT	OBLIGATIONS INCURRED	BALANCES	% of Utilization
<b>6. Social Pension for Indigent Senior Citizens</b>				
PS	-	-	-	
MOOE	7,902,633.43	7,902,633.43	-	100.00%
CO	-	-	-	
<b>Sub-total</b>	<b>7,902,633.43</b>	<b>7,902,633.43</b>	<b>-</b>	<b>100.00%</b>
RLIP				
<b>TOTAL</b>	<b>7,902,633.43</b>	<b>7,902,633.43</b>	<b>-</b>	<b>100.00%</b>
<b>7. Sustainable Livelihood Program</b>				
PS	-	-	-	
MOOE	19,754,260.82	19,754,260.82	-	100.00%
CO	-	-	-	
<b>Sub-total</b>	<b>19,754,260.82</b>	<b>19,754,260.82</b>	<b>-</b>	<b>100.00%</b>
RLIP				
<b>TOTAL</b>	<b>19,754,260.82</b>	<b>19,754,260.82</b>	<b>-</b>	<b>100.00%</b>
<b>8. National Household Targeting System for Poverty Reduction</b>				
PS	-	-	-	
MOOE	5,512.00	5,512.00	-	100.00%
CO	-	-	-	
<b>Sub-total</b>	<b>5,512.00</b>	<b>5,512.00</b>	<b>-</b>	<b>100.00%</b>
RLIP				
<b>TOTAL</b>	<b>5,512.00</b>	<b>5,512.00</b>	<b>-</b>	<b>100.00%</b>
<b>TOTAL, DIRECT RELEASE</b>				
PS	-	-	-	
MOOE	34,560,633.84	34,560,633.84	-	100.00%
CO	5,000.00	-	5,000.00	-
<b>Sub-total</b>	<b>34,565,633.84</b>	<b>34,560,633.84</b>	<b>5,000.00</b>	<b>99.99%</b>
RLIP				
<b>TOTAL</b>	<b>34,565,633.84</b>	<b>34,560,633.84</b>	<b>5,000.00</b>	<b>99.99%</b>
<b>CENTRALLY-MANAGED FUND</b>				
<b>1. General Administration and Support Services</b>				
PS	-	-	-	
MOOE	39,543.00	39,543.00	-	100.00%
CO	-	-	-	
<b>Sub-total</b>	<b>39,543.00</b>	<b>39,543.00</b>	<b>-</b>	<b>100.00%</b>
RLIP				
<b>TOTAL</b>	<b>39,543.00</b>	<b>39,543.00</b>	<b>-</b>	<b>100.00%</b>
<b>2. Information and Communication Technology Service Management</b>				
PS	-	-	-	
MOOE	532,931.86	532,931.86	-	100.00%
CO	867,030.00	617,030.00	250,000.00	71.17%
<b>Sub-total</b>	<b>1,399,961.86</b>	<b>1,149,961.86</b>	<b>250,000.00</b>	<b>82.14%</b>
RLIP				
<b>TOTAL</b>	<b>1,399,961.86</b>	<b>1,149,961.86</b>	<b>250,000.00</b>	<b>82.14%</b>

PARTICULARS	ALLOTMENT	OBLIGATIONS INCURRED	BALANCES	% of Utilization
<b>6. EPAHP-NPMO</b>				
PS	-	-	-	
MOOE	153,283.00	153,283.00	-	1.00
CO	-	-	-	
<b>Sub-total</b>	<b>153,283.00</b>	<b>153,283.00</b>	<b>-</b>	<b>1.00</b>
RLIP	-	-	-	
<b>TOTAL</b>	<b>153,283.00</b>	<b>153,283.00</b>	<b>-</b>	<b>1.00</b>
<b>7. National Household Targeting System</b>				
PS	-	-	-	
MOOE	19,930.00	19,930.00	-	100.00%
CO	-	-	-	
<b>Sub-total</b>	<b>19,930.00</b>	<b>19,930.00</b>	<b>-</b>	<b>100.00%</b>
RLIP	-	-	-	
<b>TOTAL</b>	<b>19,930.00</b>	<b>19,930.00</b>	<b>-</b>	<b>100.00%</b>
<b>8. Pantawid Pamilya</b>				
PS	-	-	-	
MOOE	2,181,755.34	2,181,755.34	-	100.00%
FE	-	-	-	
CO	-	-	-	
<b>Sub-total</b>	<b>2,181,755.34</b>	<b>2,181,755.34</b>	<b>-</b>	<b>100.00%</b>
RLIP	-	-	-	
<b>TOTAL</b>	<b>2,181,755.34</b>	<b>2,181,755.34</b>	<b>-</b>	<b>100.00%</b>
<b>9. Sustainable Livelihood Program</b>				
PS	-	-	-	
MOOE	32,387.48	32,387.48	-	100.00%
CO	-	-	-	
<b>Sub-total</b>	<b>32,387.48</b>	<b>32,387.48</b>	<b>-</b>	<b>100.00%</b>
RLIP	-	-	-	
<b>TOTAL</b>	<b>32,387.48</b>	<b>32,387.48</b>	<b>-</b>	<b>100.00%</b>
<b>11. KALAHI-CIDSS-KKB</b>				
PS	-	-	-	
MOOE	37,067,299.73	26,789,662.61	10,277,637.12	72.27%
CO	-	-	-	
<b>Sub-total</b>	<b>37,067,299.73</b>	<b>26,789,662.61</b>	<b>10,277,637.12</b>	<b>72.27%</b>
RLIP	-	-	-	
<b>TOTAL</b>	<b>37,067,299.73</b>	<b>26,789,662.61</b>	<b>10,277,637.12</b>	<b>72.27%</b>
<b>12. Centers</b>				
PS	-	-	-	
MOOE	3,696,356.04	3,696,356.04	-	100.00%
CO	2,850,000.00	826,025.86	2,023,974.14	0.29
<b>Sub-total</b>	<b>6,546,356.04</b>	<b>4,522,381.90</b>	<b>2,023,974.14</b>	<b>69.08%</b>
RLIP	-	-	-	
<b>TOTAL</b>	<b>6,546,356.04</b>	<b>4,522,381.90</b>	<b>2,023,974.14</b>	<b>69.08%</b>

PARTICULARS	ALLOTMENT	OBLIGATIONS INCURRED	BALANCES	% of Utilization
<b>13. Supplementary Feeding Program</b>				
PS	-	-	-	
MOOE	3,948,288.45	3,948,288.45	-	1.00
CO	-	-	-	
<b>Sub-total</b>	<b>3,948,288.45</b>	<b>3,948,288.45</b>	<b>-</b>	<b>1.00</b>
RLIP	-	-	-	
<b>TOTAL</b>	<b>3,948,288.45</b>	<b>3,948,288.45</b>	<b>-</b>	<b>1.00</b>
<b>14. Social Pension for Indigent Senior Citizens</b>				
PS	-	-	-	
MOOE	1,800.00	1,800.00	-	1.00
CO	-	-	-	
<b>Sub-total</b>	<b>1,800.00</b>	<b>1,800.00</b>	<b>-</b>	<b>1.00</b>
RLIP	-	-	-	
<b>TOTAL</b>	<b>1,800.00</b>	<b>1,800.00</b>	<b>-</b>	<b>1.00</b>
<b>15. Implementation of RA No. 10868 or the Centenarians Act of 2016</b>				
PS	-	-	-	
MOOE	14,076.93	14,076.93	-	100.00%
CO	-	-	-	
<b>Sub-total</b>	<b>14,076.93</b>	<b>14,076.93</b>	<b>-</b>	<b>100.00%</b>
RLIP	-	-	-	
<b>TOTAL</b>	<b>14,076.93</b>	<b>14,076.93</b>	<b>-</b>	<b>100.00%</b>
<b>16. Protective Services for Individuals and Families in Difficult Circumstances</b>				
PS	-	-	-	
MOOE	691,155,329.30	691,147,189.30	8,140.00	100.00%
CO	-	-	-	
<b>Sub-total</b>	<b>691,155,329.30</b>	<b>691,147,189.30</b>	<b>8,140.00</b>	<b>100.00%</b>
RLIP	-	-	-	
<b>TOTAL</b>	<b>691,155,329.30</b>	<b>691,147,189.30</b>	<b>8,140.00</b>	<b>100.00%</b>
<b>17. Assistance to Persons with Disability and Older Persons</b>				
PS	-	-	-	
MOOE	47,100.00	47,100.00	-	100.00%
CO	-	-	-	
<b>Sub-total</b>	<b>47,100.00</b>	<b>47,100.00</b>	<b>-</b>	<b>100.00%</b>
RLIP	-	-	-	
<b>TOTAL</b>	<b>47,100.00</b>	<b>47,100.00</b>	<b>-</b>	<b>100.00%</b>
<b>18. Comprehensive Proj. for Street Children, Street Families &amp; Ips - Esp. Badjaus</b>				
PS	-	-	-	
MOOE	16,442.55	16,442.55	-	100.00%
CO	-	-	-	
<b>Sub-total</b>	<b>16,442.55</b>	<b>16,442.55</b>	<b>-</b>	<b>100.00%</b>
RLIP	-	-	-	
<b>TOTAL</b>	<b>16,442.55</b>	<b>16,442.55</b>	<b>-</b>	<b>100.00%</b>
<b>20. Social Protection Program for Adolescent Mothers and Their Children</b>				
PS	-	-	-	
MOOE	501,700.00	501,700.00	-	100.00%
CO	-	-	-	
<b>Sub-total</b>	<b>501,700.00</b>	<b>501,700.00</b>	<b>-</b>	<b>100.00%</b>
RLIP	-	-	-	
<b>TOTAL</b>	<b>501,700.00</b>	<b>501,700.00</b>	<b>-</b>	<b>100.00%</b>

PARTICULARS	ALLOTMENT	OBLIGATIONS INCURRED	BALANCES	% of Utilization
<b>23. Poverty and Reintegration Program for Trafficked Persons</b>				
PS	-	-	-	
MOOE	292,000.00	292,000.00	-	100.00%
CO	-	-	-	
<b>Sub-total</b>	<b>292,000.00</b>	<b>292,000.00</b>	<b>-</b>	<b>100.00%</b>
RLIP	-	-	-	
<b>TOTAL</b>	<b>292,000.00</b>	<b>292,000.00</b>	<b>-</b>	<b>100.00%</b>
<b>24. Disaster response and rehabilitation program</b>				
PS	-	-	-	
MOOE	1,249,810.62	1,249,810.62	-	100.00%
CO	-	-	-	
<b>Sub-total</b>	<b>1,249,810.62</b>	<b>1,249,810.62</b>	<b>-</b>	<b>100.00%</b>
RLIP	-	-	-	
<b>TOTAL</b>	<b>1,249,810.62</b>	<b>1,249,810.62</b>	<b>-</b>	<b>100.00%</b>
<b>30. Standards-setting, Licensing, accreditation and monitoring services</b>				
PS	-	-	-	
MOOE	23,315.89	23,315.89	-	100.00%
CO	-	-	-	
<b>Sub-total</b>	<b>23,315.89</b>	<b>23,315.89</b>	<b>-</b>	<b>100.00%</b>
RLIP	-	-	-	
<b>TOTAL</b>	<b>23,315.89</b>	<b>23,315.89</b>	<b>-</b>	<b>100.00%</b>
<b>31. Provision of Capability Training Program</b>				
PS	-	-	-	
MOOE	34,400.00	34,400.00	-	100.00%
CO	-	-	-	
<b>Sub-total</b>	<b>34,400.00</b>	<b>34,400.00</b>	<b>-</b>	<b>100.00%</b>
RLIP	-	-	-	
<b>TOTAL</b>	<b>34,400.00</b>	<b>34,400.00</b>	<b>-</b>	<b>100.00%</b>
<b>TOTAL, CMF</b>				
PS	-	-	-	
MOOE	741,007,750.19	730,721,973.07	10,285,777.12	98.61%
FE	-	-	-	
CO	3,717,030.00	1,443,055.86	2,273,974.14	38.82%
<b>Sub-total</b>	<b>744,724,780.19</b>	<b>732,165,028.93</b>	<b>12,559,751.26</b>	<b>98.31%</b>
RLIP	-	-	-	
<b>TOTAL</b>	<b>744,724,780.19</b>	<b>732,165,028.93</b>	<b>12,559,751.26</b>	<b>98.31%</b>
<b>TOTAL, REGULAR APPROPRIATIONS</b>				
PS	-	-	-	
MOOE	775,568,384.03	765,282,606.91	10,285,777.12	98.67%
FE	-	-	-	
CO	3,722,030.00	1,443,055.86	2,278,974.14	38.77%
<b>Sub-total</b>	<b>779,290,414.03</b>	<b>766,725,662.77</b>	<b>12,564,751.26</b>	<b>98.39%</b>
RLIP	-	-	-	
<b>TOTAL</b>	<b>779,290,414.03</b>	<b>766,725,662.77</b>	<b>12,564,751.26</b>	<b>98.39%</b>

PARTICULARS	ALLOTMENT	OBLIGATIONS INCURRED	BALANCES	% of Utilization
<b>B. AUTOMATIC APPROPRIATIONS</b>				
<b>TOTAL, AUTOMATIC APPROPRIATIONS</b>				
PS	-	-	-	
MOOE	-	-	-	
CO	-	-	-	
<b>Sub-total</b>				
RLIP	-	-	-	
<b>TOTAL</b>				
<b>B. SPECIAL PURPOSE FUNDS</b>				
<b>4. CALAMITY FUND</b>				
PS			-	
MOOE	92,630,605.44	92,430,561.44	200,044.00	99.78%
CO	-	-	-	
<b>Sub-total</b>	92,630,605.44	92,430,561.44	200,044.00	99.78%
RLIP			-	
<b>TOTAL</b>	92,630,605.44	92,430,561.44	200,044.00	99.78%
MOOE	805,502.16	805,502.16	-	100.00%
CO			-	100.00%
<b>Sub-total</b>	805,502.16	805,502.16	-	
RLIP			-	100.00%
<b>TOTAL</b>	805,502.16	805,502.16	-	
<b>TOTAL, SPECIAL PURPOSE FUND</b>				
PS	-	-	200,044.00	99.79%
MOOE	93,436,107.60	93,236,063.60	-	
CO	-	-	200,044.00	99.79%
<b>Sub-total</b>	93,436,107.60	93,236,063.60	-	
RLIP			200,044.00	99.79%
<b>TOTAL</b>	93,436,107.60	93,236,063.60	200,044.00	99.79%
<b>SUMMARY - FUND 101 CONTINUING APPROPRIATIONS</b>				
PS	-	-	10,485,821.12	98.79%
MOOE	869,004,491.63	858,518,670.51	-	
FE	-	1,443,055.86	2,278,974.14	38.77%
CO	3,722,030.00	-	-	98.54%
<b>Sub-total</b>	872,726,521.63	859,961,726.37	12,764,795.26	
RLIP			-	
<b>TOTAL</b>	872,726,521.63	859,961,726.37	12,764,795.26	98.54%

Prepared by:

*[Signature]*  
**HAIZEL L. CASTAÑEDA**  
 Financial Analyst II

Certified by:

*[Signature]*  
**RENANN M. MACAPINLAC**  
 Budget Officer III



FIELD OFFICE III

As of September 30, 2023

FUND 02

PROGRAMS/ACTIVITIES/PROJECTS	OBJECT CODE	ALLOTMENT	REALLOCATION	ADJUSTED ALLOTMENT	TOTAL OBLIGATIONS INCURRED		Unobligated Balance of Allotment	Remarks
					This Report September			
<b>CURRENT APPROPRIATIONS</b>								
<b>Maint. &amp; Other Operating Expenses</b>								
<b>Traveling Expenses</b>		576,000.00	-	576,000.00	-	13,070.00	562,930.00	
Travel Expenses-Local	50201010 00	576,000.00	-	576,000.00	-	13,070.00	562,930.00	
Travel Expenses-Foreign	50201020 00	-	-	-	-	-	-	
<b>Training and Scholarship Expenses</b>		6,920,891.31	5,435,820.31	12,356,711.62	796,300.00	3,351,448.00	9,005,263.62	
Training Expenses	50202010 00	6,920,891.31	5,435,820.31	12,356,711.62	796,300.00	3,351,448.00	9,005,263.62	
Scholarship Expenses	50202020 00	-	-	-	-	-	-	
<b>Supplies and Materials Expenses</b>		721,341.65	85,000.00	806,341.65	232,927.00	232,927.00	573,414.65	
Office Supplies Expenses	50203010 00	501,341.65	85,000.00	586,341.65	232,927.00	232,927.00	353,414.65	
Accountable Forms Expenses	50203020 00	-	-	-	-	-	-	
Food Supplies Expenses	50203050 00	-	-	-	-	-	-	
Welfare Goods Expenses	50203060 00	-	-	-	-	-	-	
Drugs and Medicines Expenses	50203070 00	-	-	-	-	-	-	
Medical, Dental and Laboratory Supplies Exp.	50203080 00	-	-	-	-	-	-	
Gasoline, Oil and Lubricants Expenses	50203090 00	-	-	-	-	-	-	
Semi Expendable Machinery & Equipment Exp.	50203210 00	-	-	-	-	-	-	
Machinery	50203210 01	-	-	-	-	-	-	
Office Equipment	50203210 02	-	-	-	-	-	-	
ICT Equipment	50203210 03	220,000.00	-	220,000.00	-	-	220,000.00	
Communication Equipment	50203210 07	-	-	-	-	-	-	
Disaster Response & Rescue Equipment	50203210 08	-	-	-	-	-	-	
Medical Equipment	50203210 10	-	-	-	-	-	-	
Printing Equipment	50203210 11	-	-	-	-	-	-	
Other Machinery Equipment	50203210 99	-	-	-	-	-	-	
Semi Expendable Furniture, Fixtures & Books	50203220 00	-	-	-	-	-	-	
Furniture & Fixtures	50203220 01	-	-	-	-	-	-	
Books	50203220 02	-	-	-	-	-	-	
Other Supplies Expenses	50203990 00	-	-	-	-	-	-	
<b>Utility Expenses</b>		84,000.00	-	84,000.00	8,666.71	67,228.00	16,772.00	
Water Expenses	50204010 00	24,000.00	-	24,000.00	8,666.71	8,666.71	15,333.29	
Electricity Expenses	50204020 00	60,000.00	-	60,000.00	-	58,561.29	1,438.71	
<b>Communication Expenses</b>		673,800.00	(357,010.00)	316,790.00	9,870.00	111,560.00	205,230.00	
Postage and Deliveries	50205010 00	-	-	-	-	-	-	
Telephone Expenses-Mobile	50205020 01	673,800.00	(357,010.00)	316,790.00	9,870.00	111,560.00	205,230.00	
Telephone Expenses-Landline	50205020 02	-	-	-	-	-	-	
Internet expenses	50205030 00	-	-	-	-	-	-	
Cable, Satellite, Telegraph and Radio Expenses	50205040 00	-	-	-	-	-	-	
<b>Awards/Rewards and Prizes</b>		-	90,000.00	90,000.00	10,800.00	10,800.00	79,200.00	
Awards/Rewards Expense	50206010 00	-	-	-	-	-	-	
Prizes	50206020 00	-	90,000.00	90,000.00	10,800.00	10,800.00	79,200.00	
<b>Survey Expenses</b>	50207010 00	-	-	-	-	-	-	
<b>Extraordinary &amp; Miscellaneous Expenses</b>	50210030 00	-	-	-	-	-	-	
<b>Professional Services</b>		33,561,320.92	(7,997,173.84)	25,564,147.08	9,827,945.79	17,926,475.10	7,637,671.98	
Legal Services	50211010 00	7,030,443.14	(2,693,120.31)	4,337,322.83	-	-	4,337,322.83	
Auditing Services	50211020 00	-	-	-	-	-	-	
Consultancy Services	50211030 00	-	-	-	-	-	-	
Other Professional Services	50211990 00	26,530,877.78	(5,304,053.53)	21,226,824.25	9,827,945.79	17,926,475.10	3,300,349.15	
<b>General Services</b>		-	-	-	-	-	-	
Janitorial Services	50212020 00	-	-	-	-	-	-	
Security Services	50212030 00	-	-	-	-	-	-	
Other General Services	50212990 00	-	-	-	-	-	-	
<b>Repairs &amp; Maintenance</b>		-	450,000.00	450,000.00	250,000.00	400,000.00	50,000.00	
RM - Land Improvements	50213020 00	-	-	-	-	-	-	
RM - Other Infrastructure Assets	50213030 99	-	-	-	-	-	-	
RM - Buildings	50213040 00	-	300,000.00	300,000.00	250,000.00	250,000.00	50,000.00	
RM - Other Structures	50213040 99	-	-	-	-	-	-	
RM - Machinery	50213050 01	-	-	-	-	-	-	
RM - Office Equipment	50213050 02	-	-	-	-	-	-	
RM - ICT Equipment	50213050 03	-	-	-	-	-	-	
RM - Communication Equipment	50213050 07	-	-	-	-	-	-	
RM - Construction & Heavy Equipment	50213050 08	-	-	-	-	-	-	
RM - Disaster Response & Rescue Equipmt.	50213050 09	-	-	-	-	-	-	
RM - Medical Equipment	50213050 11	-	-	-	-	-	-	
RM - Printing Equipment	50213050 12	-	-	-	-	-	-	
RM - Other Machinery and Equipment	50213050 99	-	-	-	-	-	-	
RM - Motor Vehicle	50213060 01	-	150,000.00	150,000.00	-	150,000.00	-	
<b>Financial Assistance/Subsidy</b>		-	-	-	-	-	-	
Subsidy to National Government Agencies	50214010 00	-	-	-	-	-	-	
Financial Assistance to NGAs	50214020 00	-	-	-	-	-	-	
Financial Assistance to Local Government Units	50214030 00	-	-	-	-	-	-	
Financial Assistance to NGOs/POs	50214050 00	-	-	-	-	-	-	
Subsidies - Others	50214990 00	-	-	-	-	-	-	
<b>Taxes, Insurance Premiums and Other Fees</b>		125,000.00	(16,250.00)	108,750.00	-	108,750.00	-	
Taxes, Duties and Licenses	50215010 00	-	-	-	-	-	-	
Fidelity Bond Premiums	50215020 00	125,000.00	(16,250.00)	108,750.00	-	108,750.00	-	
Insurance Expenses	50215030 00	-	-	-	-	-	-	
<b>Labor and Wages</b>	50218010 00	-	-	-	-	-	-	

PROGRAMS/ACTIVITIES/PROJECTS	OBJECT CODE	ALLOTMENT	REALLOCATION	ADJUSTED ALLOTMENT	TOTAL OBLIGATIONS INCURRED		Unobligated Balance of Allotment	Remarks
					This Report September			
<b>Other Maintenance and Operating Expenses</b>								
Advertising Expense	50299010 00	180,000.00	1,180,000.00	1,360,000.00	23,870.00	723,095.00	636,905.00	
Printing & Publication Expenses	50299020 00	-	-	-	-	-	-	
Representation Expenses	50299030 00	-	-	-	-	-	-	
Transportation and Delivery Expenses	50299040 00	180,000.00	-	180,000.00	23,870.00	51,095.00	128,905.00	
Rents - Buildings & Structures	50299050 01	-	-	-	-	-	-	
Rents - Land	50299050 02	-	1,100,000.00	1,100,000.00	-	672,000.00	428,000.00	
Rents - Motor Vehicles	50299050 03	-	-	-	-	-	-	
Rents - Equipment	50299050 04	-	-	-	-	-	-	
Rents - Living Quarters	50299050 05	-	-	-	-	-	-	
Membership Dues & Cont. to Organizations	50299060 00	-	-	-	-	-	-	
Subscription Expenses	50299070 00	-	-	-	-	-	-	
Donations	50299080 00	-	-	-	-	-	-	
Other MOOE	50299990 99	-	80,000.00	80,000.00	-	-	80,000.00	
<b>Sub-total, MOOE</b>		<b>42,842,353.88</b>	<b>(1,129,613.53)</b>	<b>41,712,740.35</b>	<b>11,160,379.50</b>	<b>22,945,353.10</b>	<b>18,767,387.25</b>	
<b>Capital Outlays</b>								
Land Outlay	50604010 01	-	-	-	-	-	-	
Land Improvements Outlay	50604020 99	-	-	-	-	-	-	
<b>Buildings &amp; Structure Outlay</b>								
Buildings	50604040 01	-	-	-	-	-	-	
Other Structures	50604040 99	-	-	-	-	-	-	
<b>Machinery &amp; Equipment Outlay</b>								
Machinery	50604050 01	560,000.00	-	560,000.00	-	-	560,000.00	
Office Equipment	50604050 02	-	-	-	-	-	-	
Info and Communication Technology Eqpt.	50604050 03	-	-	-	-	-	-	
Communication Equipment	50604050 07	560,000.00	-	560,000.00	-	-	560,000.00	
Disaster Response & Rescue Equipment	50604050 09	-	-	-	-	-	-	
Medical Equipment	50604050 11	-	-	-	-	-	-	
Printing Equipment	50604050 12	-	-	-	-	-	-	
Other Machinery and Equipment, etc.	50604050 99	-	-	-	-	-	-	
<b>Transportation Equipment</b>								
Motor Vehicles	50604060 01	-	-	-	-	-	-	
Other Transportation Equipment, etc.	50604060 99	-	-	-	-	-	-	
<b>Furniture &amp; Books Outlay</b>								
Furniture & Fixtures	50604070 01	-	-	-	-	-	-	
Books	50604070 02	-	-	-	-	-	-	
<b>Other Property, Plant and Equipment</b>								
Intangible Outlay	50604090 99	-	-	-	-	-	-	
Patents/Copyrights	50606010 00	-	-	-	-	-	-	
Computer Software	50606020 00	-	-	-	-	-	-	
<b>Sub-total, Capital Outlay</b>		<b>560,000.00</b>	<b>-</b>	<b>560,000.00</b>	<b>-</b>	<b>-</b>	<b>560,000.00</b>	
<b>TOTAL, PS, MOOE, FE &amp; Capital Outlay</b>		<b>43,402,353.88</b>	<b>(1,129,613.53)</b>	<b>42,272,740.35</b>	<b>11,160,379.50</b>	<b>22,945,353.10</b>	<b>19,327,387.25</b>	
<b>Total, Regular Appropriations</b>		<b>43,402,353.88</b>	<b>(1,129,613.53)</b>	<b>42,272,740.35</b>	<b>11,160,379.50</b>	<b>22,945,353.10</b>	<b>19,327,387.25</b>	
<b>31010030003000</b>								
<b>AF KC NCDDP (Additional Financing for KALAH-CIDSS NCDDP) GOP</b>								
<b>Maint. &amp; Other Operating Expenses</b>								
<b>Traveling Expenses</b>								
Travel Expenses-Local	50201010 00	-	-	-	-	-	-	
Travel Expenses-Foreign	50201020 00	-	-	-	-	-	-	
<b>Training and Scholarship Expenses</b>								
Training Expenses	50202010 00	3,629,641.31	2,715,700.00	6,345,341.31	796,300.00	3,351,448.00	2,993,893.31	
Scholarship Expenses	50202020 00	3,629,641.31	2,715,700.00	6,345,341.31	796,300.00	3,351,448.00	2,993,893.31	
<b>Supplies and Materials Expenses</b>								
Office Supplies Expenses	50203010 00	380,000.00	85,000.00	465,000.00	232,927.00	232,927.00	232,073.00	
Accountable Forms Expenses	50203020 00	-	-	-	-	-	-	
Food Supplies Expenses	50203050 00	-	-	-	-	-	-	
Welfare Goods Expenses	50203060 00	-	-	-	-	-	-	
Drugs and Medicines Expenses	50203070 00	-	-	-	-	-	-	
Medical, Dental and Laboratory Supplies Exp.	50203080 00	-	-	-	-	-	-	
Gasoline, Oil and Lubricants Expenses	50203090 00	-	-	-	-	-	-	
<b>Semi Expendable Machinery &amp; Equipment Exp.</b>								
Machinery	50203210 01	-	-	-	-	-	-	
Office Equipment	50203210 02	-	-	-	-	-	-	
ICT Equipment	50203210 03	-	-	-	-	-	-	
Communication Equipment	50203210 07	-	-	-	-	-	-	
Disaster Response & Rescue Equipment	50203210 08	-	-	-	-	-	-	
Medical Equipment	50203210 10	-	-	-	-	-	-	
Printing Equipment	50203210 11	-	-	-	-	-	-	
Other Machinery Equipment	50203210 99	-	-	-	-	-	-	
<b>Semi Expendable Furniture, Fixtures &amp; Books</b>								
Furniture & Fixtures	50203220 01	-	-	-	-	-	-	
Books	50203220 02	-	-	-	-	-	-	

PROGRAMS/ACTIVITIES/PROJECTS	OBJECT CODE	ALLOTMENT	REALLOCATION	ADJUSTED ALLOTMENT	TOTAL OBLIGATIONS INCURRED		Unobligated Balance of Allotment	Remarks
					This Report September			
Other Supplies Expenses	50203990 00	-	-	-	-	-	-	
Utility Expenses								
Water Expenses		84,000.00	-	84,000.00	8,666.71	67,228.00	16,772.00	
Electricity Expenses	50204010 00	24,000.00	-	24,000.00	8,666.71	8,666.71	15,333.29	
Communication Expenses	50204020 00	60,000.00	-	60,000.00	-	58,561.29	1,438.71	
Postage and Deliveries		526,200.00	(330,010.00)	196,190.00	9,870.00	111,560.00	84,630.00	
Telephone Expenses-Mobile	50205010 00	-	-	-	-	-	-	
Telephone Expenses-Landline	50205020 01	526,200.00	(330,010.00)	196,190.00	9,870.00	111,560.00	84,630.00	
Internet expenses	50205020 02	-	-	-	-	-	-	
Cable, Satellite, Telegraph and Radio Expenses	50205030 00	-	-	-	-	-	-	
Awards/Rewards and Prizes	50205040 00	-	-	-	-	-	-	
Awards/Rewards Expense		-	90,000.00	90,000.00	10,800.00	10,800.00	79,200.00	
Prizes	50206010 00	-	-	-	-	-	-	
Survey Expenses	50206020 00	-	90,000.00	90,000.00	10,800.00	10,800.00	79,200.00	
Extraordinary & Miscellaneous Expenses	50207010 00	-	-	-	-	-	-	
Professional Services	50210030 00	-	-	-	-	-	-	
Legal Services		26,530,877.78	(5,304,053.53)	21,226,824.25	9,827,945.79	17,926,475.10	3,300,349.15	
Auditing Services	50211010 00	-	-	-	-	-	-	
Consultancy Services	50211020 00	-	-	-	-	-	-	
Other Professional Services	50211030 00	-	-	-	-	-	-	
General Services	50211990 00	26,530,877.78	(5,304,053.53)	21,226,824.25	9,827,945.79	17,926,475.10	3,300,349.15	
Janitorial Services		-	-	-	-	-	-	
Security Services	50212020 00	-	-	-	-	-	-	
Other General Services	50212030 00	-	-	-	-	-	-	
Repairs & Maintenance	50212990 00	-	-	-	-	-	-	
RM - Land Improvements		-	450,000.00	450,000.00	250,000.00	400,000.00	50,000.00	
RM - Other Infrastructure Assets	50213020 00	-	-	-	-	-	-	
RM - Buildings	50213030 99	-	-	-	-	-	-	
RM - Other Structures	50213040 00	-	300,000.00	300,000.00	250,000.00	250,000.00	50,000.00	
RM - Machinery	50213040 99	-	-	-	-	-	-	
RM - Office Equipment	50213050 01	-	-	-	-	-	-	
RM - ICT Equipment	50213050 02	-	-	-	-	-	-	
RM - Communication Equipment	50213050 03	-	-	-	-	-	-	
RM - Construction & Heavy Equipment	50213050 07	-	-	-	-	-	-	
RM - Disaster Response & Rescue Equip.	50213050 08	-	-	-	-	-	-	
RM - Medical Equipment	50213050 09	-	-	-	-	-	-	
RM - Printing Equipment	50213050 11	-	-	-	-	-	-	
RM - Other Machinery and Equipment	50213050 12	-	-	-	-	-	-	
RM - Motor Vehicle	50213050 99	-	-	-	-	-	-	
Financial Assistance/Subsidy		-	150,000.00	150,000.00	-	150,000.00	-	
Subsidy to National Government Agencies	50213060 01	-	-	-	-	-	-	
Financial Assistance to NGAs		-	-	-	-	-	-	
Financial Assistance to Local Government Units	50214010 00	-	-	-	-	-	-	
Financial Assistance to NGOs/POs	50214020 00	-	-	-	-	-	-	
Subsidies - Others	50214030 00	-	-	-	-	-	-	
Taxes, Insurance Premiums and Other Fees	50214050 00	-	-	-	-	-	-	
Taxes, Duties and Licenses	50214990 00	125,000.00	(16,250.00)	108,750.00	-	108,750.00	-	
Fidelity Bond Premiums	50215010 00	-	-	-	-	-	-	
Insurance Expenses	50215020 00	125,000.00	(16,250.00)	108,750.00	-	108,750.00	-	
Labor and Wages	50215030 00	-	-	-	-	-	-	
Other Maintenance and Operating Expenses	50216010 00	-	-	-	-	-	-	
Advertising Expense		180,000.00	1,180,000.00	1,360,000.00	23,870.00	723,095.00	636,905.00	
Printing & Publication Expenses	50299010 00	-	-	-	-	-	-	
Representation Expenses	50299020 00	-	-	-	-	-	-	
Transportation and Delivery Expenses	50299030 00	180,000.00	-	180,000.00	23,870.00	51,095.00	128,905.00	
Rents - Buildings & Structures	50299040 00	-	-	-	-	-	-	
Rents - Land	50299050 01	-	1,100,000.00	1,100,000.00	-	672,000.00	428,000.00	
Rents - Motor Vehicles	50299050 02	-	-	-	-	-	-	
Rents - Equipment	50299050 03	-	-	-	-	-	-	
Rents - Living Quarters	50299050 04	-	-	-	-	-	-	
Membership Dues & Cont. to Organizations	50299050 05	-	-	-	-	-	-	
Subscription Expenses	50299060 00	-	-	-	-	-	-	
Donations	50299070 00	-	-	-	-	-	-	
Other MOOE	50299080 00	-	-	-	-	-	-	
	50299990 99	-	80,000.00	80,000.00	-	-	80,000.00	
Sub-total, MOOE		31,455,719.09	(1,129,613.53)	30,326,105.56	11,160,379.50	22,932,283.10	7,393,822.46	
TOTAL, PS, MOOE, FE & Capital Outlay		31,455,719.09	(1,129,613.53)	30,326,105.56	11,160,379.50	22,932,283.10	7,393,822.46	
Total, AF KC NCDDP (GOP)		31,455,719.09	(1,129,613.53)	30,326,105.56	11,160,379.50	22,932,283.10	7,393,822.46	
02101151 - GoP Counterpart Funds								
Maint. & Other Operating Expenses								
Traveling Expenses								
Travel Expenses-Local	50201010 00	-	-	-	-	-	-	
Travel Expenses-Foreign	50201020 00	-	-	-	-	-	-	
Training and Scholarship Expenses		3,629,641.31	2,715,700.00	6,345,341.31	796,300.00	3,351,448.00	2,993,893.31	
Training Expenses	50202010 00	3,629,641.31	2,715,700.00	6,345,341.31	796,300.00	3,351,448.00	2,993,893.31	
Scholarship Expenses	50202020 00	-	-	-	-	-	-	
Supplies and Materials Expenses		380,000.00	85,000.00	465,000.00	232,927.00	232,927.00	232,073.00	





PROGRAMS/ACTIVITIES/PROJECTS	OBJECT CODE	ALLOTMENT	REALLOCATION	ADJUSTED ALLOTMENT	This Report	TOTAL OBLIGATIONS	Unobligated	Remarks
					September	INCURRED	Balance of Allotment	
Office Supplies Expenses	50203010 00							
Accountable Forms Expenses	50203020 00	380,000.00	85,000.00	465,000.00	232,927.00	232,927.00	232,073.00	
Food Supplies Expenses	50203050 00	-	-	-	-	-	-	
Welfare Goods Expenses	50203060 00	-	-	-	-	-	-	
Drugs and Medicines Expenses	50203070 00	-	-	-	-	-	-	
Medical, Dental and Laboratory Supplies Exp.	50203080 00	-	-	-	-	-	-	
Gasoline, Oil and Lubricants Expenses	50203090 00	-	-	-	-	-	-	
Semi Expendable Machinery & Equipment Exp.	50203210 00	-	-	-	-	-	-	
Machinery	50203210 01	-	-	-	-	-	-	
Office Equipment	50203210 02	-	-	-	-	-	-	
ICT Equipment	50203210 03	-	-	-	-	-	-	
Communication Equipment	50203210 07	-	-	-	-	-	-	
Disaster Response & Rescue Equipment	50203210 08	-	-	-	-	-	-	
Medical Equipment	50203210 10	-	-	-	-	-	-	
Printing Equipment	50203210 11	-	-	-	-	-	-	
Other Machinery Equipment	50203210 99	-	-	-	-	-	-	
Semi Expendable Furniture, Fixtures & Books	50203220 00	-	-	-	-	-	-	
Furniture & Fixtures	50203220 01	-	-	-	-	-	-	
Books	50203220 02	-	-	-	-	-	-	
Other Supplies Expenses	50203990 00	-	-	-	-	-	-	
<b>Utility Expenses</b>								
Water Expenses	50204010 00	84,000.00	-	84,000.00	8,666.71	67,228.00	16,772.00	
Electricity Expenses	50204020 00	24,000.00	-	24,000.00	8,666.71	8,666.71	15,333.29	
		60,000.00	-	60,000.00	-	58,561.29	1,438.71	
<b>Communication Expenses</b>								
Postage and Deliveries	50205010 00	526,200.00	(330,010.00)	196,190.00	9,870.00	111,560.00	84,630.00	
Telephone Expenses-Mobile	50205020 01	-	(330,010.00)	196,190.00	9,870.00	111,560.00	84,630.00	
Telephone Expenses-Landline	50205020 02	-	-	-	-	-	-	
Internet expenses	50205030 00	-	-	-	-	-	-	
Cable, Satellite, Telegraph and Radio Expenses	50205040 00	-	-	-	-	-	-	
<b>Awards/Rewards and Prizes</b>								
Awards/Rewards Expense	50206010 00	-	-	90,000.00	10,800.00	10,800.00	79,200.00	
Rewards & Incentives	50206010 02	-	-	-	-	-	-	
Prizes	50206020 00	-	90,000.00	90,000.00	10,800.00	10,800.00	79,200.00	
<b>Survey Expenses</b>	50207010 00	-	-	-	-	-	-	
<b>Extraordinary &amp; Miscellaneous Expenses</b>	50210030 00	-	-	-	-	-	-	
<b>Professional Services</b>								
Legal Services	50211010 00	26,530,877.78	(5,304,053.53)	21,226,824.25	9,827,945.79	17,926,475.10	3,300,349.15	
Auditing Services	50211020 00	-	-	-	-	-	-	
Consultancy Services	50211030 00	-	-	-	-	-	-	
Other Professional Services	50211990 00	26,530,877.78	(5,304,053.53)	21,226,824.25	9,827,945.79	17,926,475.10	3,300,349.15	
<b>General Services</b>								
Janitorial Services	50212020 00	-	-	-	-	-	-	
Security Services	50212030 00	-	-	-	-	-	-	
Other General Services	50212990 00	-	-	-	-	-	-	
<b>Repairs &amp; Maintenance</b>								
RM - Land Improvements	50213020 00	-	450,000.00	450,000.00	250,000.00	400,000.00	50,000.00	
RM - Other Infrastructure Assets	50213030 99	-	-	-	-	-	-	
RM - Buildings	50213040 00	-	300,000.00	300,000.00	250,000.00	250,000.00	50,000.00	
RM - Other Structures	50213040 99	-	-	-	-	-	-	
RM - Machinery	50213050 01	-	-	-	-	-	-	
RM - Office Equipment	50213050 02	-	-	-	-	-	-	
RM - ICT Equipment	50213050 03	-	-	-	-	-	-	
RM - Communication Equipment	50213050 07	-	-	-	-	-	-	
RM - Construction & Heavy Equipment	50213050 08	-	-	-	-	-	-	
RM - Disaster Response & Rescue Equipmt.	50213050 09	-	-	-	-	-	-	
RM - Medical Equipment	50213050 11	-	-	-	-	-	-	
RM - Printing Equipment	50213050 12	-	-	-	-	-	-	
RM - Other Machinery and Equipment	50213050 99	-	-	-	-	-	-	
RM - Motor Vehicle	50213060 01	-	150,000.00	150,000.00	-	150,000.00	-	
<b>Financial Assistance/Subsidy</b>								
Subsidy to National Government Agencies	50214010 00	-	-	-	-	-	-	
Financial Assistance to NGAs	50214020 00	-	-	-	-	-	-	
Financial Assistance to Local Government Units	50214030 00	-	-	-	-	-	-	
Financial Assistance to NGOs/POs	50214050 00	-	-	-	-	-	-	
Subsidies - Others	50214990 00	-	-	-	-	-	-	
<b>Taxes, Insurance Premiums and Other Fees</b>								
Taxes, Duties and Licenses	50215010 00	125,000.00	(16,250.00)	108,750.00	-	108,750.00	-	
Fidelity Bond Premiums	50215020 00	-	(16,250.00)	108,750.00	-	108,750.00	-	
Insurance Expenses	50215030 00	-	-	-	-	-	-	
<b>Labor and Wages</b>	50216010 00	-	-	-	-	-	-	
<b>Other Maintenance and Operating Expenses</b>								
Advertising Expense	50299010 00	180,000.00	1,180,000.00	1,360,000.00	23,870.00	723,095.00	636,905.00	
Printing & Publication Expenses	50299020 00	-	-	-	-	-	-	
Representation Expenses	50299030 00	-	-	180,000.00	23,870.00	51,095.00	128,905.00	
Transportation and Delivery Expenses	50299040 00	-	-	-	-	-	-	
Rents - Buildings & Structures	50299050 01	-	1,100,000.00	1,100,000.00	-	672,000.00	428,000.00	
Rents - Land	50299050 02	-	-	-	-	-	-	
Rents - Motor Vehicles	50299050 03	-	-	-	-	-	-	
Rents - Equipment	50299050 04	-	-	-	-	-	-	
Rents - Living Quarters	50299050 05	-	-	-	-	-	-	
Membership Dues & Cont. to Organizations	50299060 00	-	-	-	-	-	-	
Subscription Expenses	50299070 00	-	-	-	-	-	-	
Donations	50299080 00	-	-	-	-	-	-	
Other MOOE	50299990 99	-	80,000.00	80,000.00	-	-	80,000.00	

PROGRAMS/ACTIVITIES/PROJECTS	OBJECT CODE	ALLOTMENT	REALLOCATION	ADJUSTED ALLOTMENT	TOTAL OBLIGATIONS INCURRED		Unobligated Balance of Allotment	Remarks
					This Report September			
Sub-total, MOOE		31,455,719.09	(1,219,613.53)	30,326,105.56	11,160,379.50	22,932,283.10	7,393,822.46	
Financial Expenses								
Bank Charges	50301040 00							
Sub-total, Financial Exp.								
TOTAL, PS, MOOE, FE & Capital Outlay		31,455,719.09	(1,219,613.53)	30,326,105.56	11,160,379.50	22,932,283.10	7,393,822.46	
Add: Life and Retirement Insurance Cont.	50103010 00							
Total, AF-GOP		31,455,719.09	(1,219,613.53)	30,326,105.56	11,160,379.50	22,932,283.10	7,393,822.46	
02101151 - GoP Counterpart Funds (PMNP)								
Maint. & Other Operating Expenses								
Traveling Expenses						13,070.00	562,930.00	
Travel Expenses-Local		576,000.00	-	576,000.00	-	13,070.00	562,930.00	
Travel Expenses-Foreign	50201010 00	576,000.00	-	576,000.00	-	-	-	
Training and Scholarship Expenses		3,291,250.00	2,720,120.31	6,011,370.31	-	583,660.00	5,427,710.31	
Training Expenses	50202010 00	3,291,250.00	2,720,120.31	6,011,370.31	-	583,660.00	5,427,710.31	
Scholarship Expenses	50202020 00	-	-	-	-	-	-	
Supplies and Materials Expenses		341,341.65	-	341,341.65	110,632.00	110,632.00	230,709.65	
Office Supplies Expenses	50203010 00	121,341.65	-	121,341.65	110,632.00	110,632.00	10,709.65	
Accountable Forms Expenses	50203020 00	-	-	-	-	-	-	
Food Supplies Expenses	50203050 00	-	-	-	-	-	-	
Welfare Goods Expenses	50203060 00	-	-	-	-	-	-	
Drugs and Medicines Expenses	50203070 00	-	-	-	-	-	-	
Medical, Dental and Laboratory Supplies Exp.	50203080 00	-	-	-	-	-	-	
Gasoline, Oil and Lubricants Expenses	50203090 00	-	-	-	-	-	-	
Semi Expendable Machinery & Equipment Exp.	50203210 00	-	-	-	-	-	-	
Machinery	50203210 01	-	-	-	-	-	-	
Office Equipment	50203210 02	-	-	-	-	-	-	
ICT Equipment	50203210 03	220,000.00	-	220,000.00	-	-	220,000.00	
Communication Equipment	50203210 07	-	-	-	-	-	-	
Disaster Response & Rescue Equipment	50203210 08	-	-	-	-	-	-	
Medical Equipment	50203210 10	-	-	-	-	-	-	
Printing Equipment	50203210 11	-	-	-	-	-	-	
Other Machinery Equipment	50203210 99	-	-	-	-	-	-	
Semi Expendable Furniture, Fixtures & Books	50203220 00	-	-	-	-	-	-	
Furniture & Fixtures	50203220 01	-	-	-	-	-	-	
Books	50203220 02	-	-	-	-	-	-	
Other Supplies Expenses	50203990 00	-	-	-	-	-	-	
Utility Expenses								
Water Expenses	50204010 00	-	-	-	-	-	-	
Electricity Expenses	50204020 00	-	-	-	-	-	-	
Communication Expenses		147,600.00	(27,000.00)	120,600.00	-	3,600.00	117,000.00	
Postage and Deliveries	50205010 00	-	-	-	-	-	-	
Telephone Expenses-Mobile	50205020 01	147,600.00	(27,000.00)	120,600.00	-	3,600.00	117,000.00	
Telephone Expenses-Landline	50205020 02	-	-	-	-	-	-	
Internet Expenses	50205030 00	-	-	-	-	-	-	
Cable, Satellite, Telegraph and Radio Expenses	50205040 00	-	-	-	-	-	-	
Awards/Rewards and Prizes								
Awards/Rewards Expense	50206010 00	-	-	-	-	-	-	
Rewards & Incentives	50206010 02	-	-	-	-	-	-	
Prizes	50206020 00	-	-	-	-	-	-	
Survey Expenses	50207010 00	-	-	-	-	-	-	
Extraordinary & Miscellaneous Expenses	50210030 00	-	-	-	-	-	-	
Professional Services		7,030,443.14	(2,693,120.31)	4,337,322.83	2,443,522.45	3,402,643.34	934,679.49	
Legal Services	50211010 00	-	-	-	-	-	-	
Auditing Services	50211020 00	-	-	-	-	-	-	
Consultancy Services	50211030 00	-	-	-	-	-	-	
Other Professional Services	50211990 00	7,030,443.14	(2,693,120.31)	4,337,322.83	2,443,522.45	3,402,643.34	934,679.49	
General Services								
Janitorial Services	50212020 00	-	-	-	-	-	-	
Security Services	50212030 00	-	-	-	-	-	-	
Other General Services	50212990 00	-	-	-	-	-	-	
Other Maintenance and Operating Expenses								
Advertising Expense	50299010 00	-	-	-	-	-	-	
Printing & Publication Expenses	50299020 00	-	-	-	-	-	-	
Representation Expenses	50299030 00	-	-	-	-	-	-	
Transportation and Delivery Expenses	50299040 00	-	-	-	-	-	-	
Rents - Buildings & Structures	50299050 01	-	-	-	-	-	-	
Rents - Land	50299050 02	-	-	-	-	-	-	
Rents - Motor Vehicles	50299050 03	-	-	-	-	-	-	
Rents - Equipment	50299050 04	-	-	-	-	-	-	
Rents - Living Quarters	50299050 05	-	-	-	-	-	-	
Membership Dues & Cont. to Organizations	50299060 00	-	-	-	-	-	-	
Subscription Expenses	50299070 00	-	-	-	-	-	-	
Donations	50299080 00	-	-	-	-	-	-	
Other MOOE	50299990 99	-	-	-	-	-	-	
Sub-total, MOOE		11,386,634.79	-	11,386,634.79	2,554,154.45	4,113,605.34	7,273,029.45	

PROGRAMS/ACTIVITIES/PROJECTS	OBJECT CODE	ALLOTMENT	REALLOCATION	ADJUSTED ALLOTMENT	TOTAL OBLIGATIONS INCURRED		Unobligated Balance of Allotment	Remarks
					This Report September			
<b>Capital Outlays</b>								
Machinery & Equipment Outlay		560,000.00	-	560,000.00	-	-	560,000.00	
Machinery	50604050 01							
Office Equipment	50604050 02							
Info and Communication Technology Eqpt	50604050 03							
Communication Equipment	50604050 07	560,000.00		560,000.00			560,000.00	
Disaster Response & Rescue Equipment	50604050 09							
Medical Equipment	50604050 11							
Printing Equipment	50604050 12							
Other Machinery and Equipment, etc.	50604050 99							
<b>Sub-total, Capital Outlay</b>		<b>560,000.00</b>	<b>-</b>	<b>560,000.00</b>	<b>-</b>	<b>-</b>	<b>560,000.00</b>	
<b>TOTAL PS, MOOE, FE &amp; Capital Outlay</b>		<b>11,946,634.79</b>	<b>-</b>	<b>11,946,634.79</b>	<b>2,554,154.45</b>	<b>4,113,605.34</b>	<b>7,833,029.45</b>	
Add: Life and Retirement Insurance Cont.	50103010 00							
<b>Total, PMNP-GOP</b>		<b>11,946,634.79</b>	<b>-</b>	<b>11,946,634.79</b>	<b>2,554,154.45</b>	<b>4,113,605.34</b>	<b>7,833,029.45</b>	
<b>AF KC NCCDDP (Additional Financing for KALAHI-CIDSS NCCDDP)</b>								
<b>LP SARO BMB-B-23-0014582</b>								
<b>Maint. &amp; Other Operating Expenses</b>								
<b>Traveling Expenses</b>								
Travel Expenses-Local	50201010 00	2,886,000.00	-	2,886,000.00	198,507.56	702,847.16	2,183,152.84	
Travel Expenses-Foreign	50201020 00	2,886,000.00	-	2,886,000.00	198,507.56	702,847.16	2,183,152.84	
<b>Training and Scholarship Expenses</b>		<b>8,564,120.00</b>	<b>(1,200.00)</b>	<b>8,562,920.00</b>	<b>452,330.00</b>	<b>5,806,974.00</b>	<b>2,755,946.00</b>	
Training Expenses	50202010 00	8,564,120.00	(1,200.00)	8,562,920.00	452,330.00	5,806,974.00	2,755,946.00	
Scholarship Expenses	50202020 00	-	-	-	-	-	-	
<b>Supplies and Materials Expenses</b>		<b>-</b>	<b>1,200.00</b>	<b>1,200.00</b>	<b>-</b>	<b>-</b>	<b>1,200.00</b>	
Office Supplies Expenses	50203010 00	-	-	-	-	-	-	
Accountable Forms Expenses	50203020 00	-	1,200.00	1,200.00	-	-	-	
Food Supplies Expenses	50203050 00	-	-	-	-	-	-	
Welfare Goods Expenses	50203060 00	-	-	-	-	-	-	
Drugs and Medicines Expenses	50203070 00	-	-	-	-	-	-	
Medical, Dental and Laboratory Supplies Exp.	50203080 00	-	-	-	-	-	-	
Gasoline, Oil and Lubricants Expenses	50203090 00	-	-	-	-	-	-	
Semi Expendable Machinery & Equipment Exp.	50203210 00	-	-	-	-	-	-	
Machinery	50203210 01	-	-	-	-	-	-	
Office Equipment	50203210 02	-	-	-	-	-	-	
ICT Equipment	50203210 03	-	-	-	-	-	-	
Communication Equipment	50203210 07	-	-	-	-	-	-	
Disaster Response & Rescue Equipment	50203210 08	-	-	-	-	-	-	
Medical Equipment	50203210 10	-	-	-	-	-	-	
Printing Equipment	50203210 11	-	-	-	-	-	-	
Other Machinery Equipment	50203210 99	-	-	-	-	-	-	
Semi Expendable Furniture, Fixtures & Books	50203220 00	-	-	-	-	-	-	
Furniture & Fixtures	50203220 01	-	-	-	-	-	-	
Books	50203220 02	-	-	-	-	-	-	
Other Supplies Expenses	50203990 00	-	-	-	-	27,237,125.45	25,334,174.55	
<b>Financial Assistance/Subsidy</b>		<b>52,571,300.00</b>	<b>-</b>	<b>52,571,300.00</b>	<b>-</b>	<b>-</b>	<b>-</b>	
Subsidy to National Government Agencies	50214010 00	-	-	-	-	-	-	
Financial Assistance to NGAs	50214020 00	-	-	-	-	-	-	
Financial Assistance to Local Government Units	50214030 00	-	-	-	-	-	-	
Financial Assistance to NGOs/POs	50214050 00	-	-	-	-	-	-	
Subsidies - Others	50214990 00	52,571,300.00	-	52,571,300.00	-	27,237,125.45	25,334,174.55	
<b>Taxes, Insurance Premiums and Other Fees</b>		<b>-</b>	<b>-</b>	<b>-</b>	<b>-</b>	<b>-</b>	<b>-</b>	
Taxes, Duties and Licenses	50215010 00	-	-	-	-	-	-	
Fidelity Bond Premiums	50215020 00	-	-	-	-	-	-	
Insurance Expenses	50215030 00	-	-	-	-	-	-	
<b>Labor and Wages</b>	50216010 00	<b>-</b>	<b>-</b>	<b>-</b>	<b>-</b>	<b>-</b>	<b>150,000.00</b>	
<b>Other Maintenance and Operating Expenses</b>		<b>150,000.00</b>	<b>-</b>	<b>150,000.00</b>	<b>-</b>	<b>-</b>	<b>150,000.00</b>	
Advertising Expense	50299010 00	-	-	-	-	-	-	
Printing & Publication Expenses	50299020 00	150,000.00	-	150,000.00	-	-	-	
Representation Expenses	50299030 00	-	-	-	-	-	-	
Transportation and Delivery Expenses	50299040 00	-	-	-	-	-	-	
Rents - Buildings & Structures	50299050 01	-	-	-	-	-	-	
Subscription Expenses	50299070 00	-	-	-	-	-	-	
Donations	50299080 00	-	-	-	-	-	-	
Other MOOE	50299990 99	-	-	-	-	-	-	
<b>Sub-total, MOOE</b>		<b>64,171,420.00</b>	<b>-</b>	<b>64,171,420.00</b>	<b>650,837.56</b>	<b>33,746,946.61</b>	<b>30,424,473.39</b>	
<b>Capital Outlays</b>								
Machinery & Equipment Outlay								
Machinery	50604050 01							
Office Equipment	50604050 02							
Info and Communication Technology Eqpt	50604050 03							
Communication Equipment	50604050 07							
Disaster Response & Rescue Equipment	50604050 09							
Medical Equipment	50604050 11							
Printing Equipment	50604050 12							
Other Machinery and Equipment, etc.	50604050 99							
<b>Sub-total, Capital Outlay</b>		<b>-</b>	<b>-</b>	<b>-</b>	<b>-</b>	<b>-</b>	<b>-</b>	

ACTIVITIES/PROJECTS	OBJECT CODE	ALLOTMENT	REALLOCATION	ADJUSTED ALLOTMENT	TOTAL OBLIGATIONS INCURRED		Unobligated Balance of Allotment	Remarks
					This Report September			
Life and Retirement Insurance Cont.	50103010 00	64,171,420.00	-	64,171,420.00	650,837.56	33,746,946.61	30,424,473.39	
MOOE (LP)								
SARO BMB-B-23-0013694		64,171,420.00	-	64,171,420.00	650,837.56	33,746,946.61	30,424,473.39	
Other Operating Expenses								
Traveling Expenses								
Travel Expenses-Local	50201010 00	-	-	-	-	-	-	
Travel Expenses-Foreign	50201020 00	-	-	-	-	-	-	
Training and Scholarship Expenses								
Training Expenses	50202010 00	765,000.00	-	765,000.00	-	-	765,000.00	
Scholarship Expenses	50202020 00	765,000.00	-	765,000.00	-	-	-	
Financial Assistance/Subsidy								
Subsidy to National Government Agencies	50214010 00	13,515,000.00	-	13,515,000.00	-	-	13,515,000.00	
Financial Assistance to NGAs	50214020 00	-	-	-	-	-	-	
Financial Assistance to Local Government Units	50214030 00	-	-	-	-	-	-	
Financial Assistance to NGOs/POs	50214050 00	-	-	-	-	-	-	
Subsidies - Others	50214990 00	13,515,000.00	-	13,515,000.00	-	-	-	
Taxes, Insurance Premiums and Other Fees								
Taxes, Duties and Licenses	50215010 00	52,500.00	-	52,500.00	-	-	52,500.00	
Fidelity Bond Premiums	50215020 00	52,500.00	-	52,500.00	-	-	-	
Insurance Expenses	50215030 00	-	-	-	-	-	-	
Sub-total, MOOE	50216010 00	-	-	-	-	-	14,332,500.00	
Sub-total, MOOE		14,332,500.00	-	14,332,500.00				
Financial Expenses								
Bank Charges	50301040 00	-	-	-	-	-	-	
Sub-total, Financial Exp.		-	-	-	-	-	14,332,500.00	
TOTAL, PS, MOOE, FE & Capital Outlay		14,332,500.00	-	14,332,500.00				
Life and Retirement Insurance Cont.	50103010 00						14,332,500.00	
TOTAL		14,332,500.00	-	14,332,500.00				

Prepared by:  
  
**HAIZEL L. CASTAÑEDA**  
 Financial Analyst II

Certified by:  
  
**RENANN M. MACAPINLAC**  
 Budget Officer III



FIELD OFFICE III


As of September 30, 2023


PROGRAMS/ACTIVITIES/PROJECTS	OBJECT CODE	ALLOTMENT	REALLOCATION	ADJUSTED ALLOTMENT	TOTAL OBLIGATIONS INCURRED		Unobligated Balance of Allotment	Remarks
					This Report September			
CONTINUING APPROPRIATIONS								
<b>Maint. &amp; Other Operating Expenses</b>								
<b>Traveling Expenses</b>		193,642.00	368,246.56	561,888.56	14,008.00	515,763.84	46,124.72	
Travel Expenses-Local	50201010 00	193,642.00	368,246.56	561,888.56	14,008.00	515,763.84	46,124.72	
Travel Expenses-Foreign	50201020 00	-	-	-	-	-	-	
<b>Training and Scholarship Expenses</b>		477,280.21	(458,880.21)	18,400.00	-	-	18,400.00	
Training Expenses	50202010 00	477,280.21	(458,880.21)	18,400.00	-	-	18,400.00	
Scholarship Expenses	50202020 00	-	-	-	-	-	-	
<b>Supplies and Materials Expenses</b>		63,816.73	(62,016.73)	1,800.00	1,600.00	1,600.00	200.00	
Office Supplies Expenses	50203010 00	45,328.73	(45,328.73)	-	-	-	-	
Accountable Forms Expenses	50203020 00	900.00	900.00	1,800.00	1,600.00	1,600.00	200.00	
Food Supplies Expenses	50203050 00	-	-	-	-	-	-	
Welfare Goods Expenses	50203060 00	-	-	-	-	-	-	
Drugs and Medicines Expenses	50203070 00	-	-	-	-	-	-	
Medical Dental and Laboratory Supplies Exp.	50203080 00	-	-	-	-	-	-	
Gasoline, Oil and Lubricants Expenses	50203090 00	-	-	-	-	-	-	
Semi Expendable Machinery & Equipment Exp.	50203210 00	-	-	-	-	-	-	
Machinery	50203210 01	-	-	-	-	-	-	
Office Equipment	50203210 02	-	-	-	-	-	-	
ICT Equipment	50203210 03	-	-	-	-	-	-	
Communication Equipment	50203210 07	-	-	-	-	-	-	
Disaster Response & Rescue Equipment	50203210 08	-	-	-	-	-	-	
Medical Equipment	50203210 10	-	-	-	-	-	-	
Printing Equipment	50203210 11	-	-	-	-	-	-	
Other Machinery Equipment	50203210 99	-	-	-	-	-	-	
Semi Expendable Furniture, Fixtures & Books	50203220 00	-	-	-	-	-	-	
Furniture & Fixtures	50203220 01	-	-	-	-	-	-	
Books	50203220 02	-	-	-	-	-	-	
Other Supplies Expenses	50203990 00	17,588.00	(17,588.00)	-	-	-	-	
<b>Utility Expenses</b>		-	-	-	-	-	-	
Water Expenses	50204010 00	-	-	-	-	-	-	
Electricity Expenses	50204020 00	-	-	-	-	-	-	
<b>Communication Expenses</b>		207,904.36	(202,504.36)	5,400.00	-	5,400.00	-	
Postage and Deliveries	50205010 00	-	-	-	-	-	-	
Telephone Expenses-Mobile	50205020 01	207,904.36	(202,504.36)	5,400.00	-	5,400.00	-	
Telephone Expenses-Landline	50205020 02	-	-	-	-	-	-	
Internet expenses	50205030 00	-	-	-	-	-	-	
Cable, Satellite, Telegraph and Radio Expenses	50205040 00	-	-	-	-	-	-	
<b>Awards/Rewards and Prizes</b>		-	-	-	-	-	-	
Awards/Rewards Expense	50206010 00	-	-	-	-	-	-	
Prizes	50206020 00	-	-	-	-	-	-	
<b>Survey Expenses</b>	50207010 00	-	-	-	-	-	-	
<b>Extraordinary &amp; Miscellaneous Expenses</b>	50210030 00	-	-	-	-	-	-	
<b>Professional Services</b>		5,874,258.56	(553,235.70)	5,321,022.86	755,026.13	5,321,022.86	0.00	
Legal Services	50211010 00	-	-	-	-	-	-	
Auditing Services	50211020 00	-	-	-	-	-	-	
Consultancy Services	50211030 00	-	-	-	-	-	-	
Other Professional Services	50211990 00	5,874,258.56	(553,235.70)	5,321,022.86	755,026.13	5,321,022.86	0.00	
<b>General Services</b>		-	-	-	-	-	-	
Janitorial Services	50212020 00	-	-	-	-	-	-	
Security Services	50212030 00	-	-	-	-	-	-	
Other General Services	50212990 00	-	-	-	-	-	-	
<b>Repairs &amp; Maintenance</b>		-	-	-	-	-	-	
RM - Land Improvements	50213020 00	-	-	-	-	-	-	
RM - Other Infrastructure Assets	50213030 99	-	-	-	-	-	-	
RM - Buildings	50213040 00	-	-	-	-	-	-	
RM - Other Structures	50213040 99	-	-	-	-	-	-	
RM - Machinery	50213050 01	-	-	-	-	-	-	
RM - Office Equipment	50213050 02	-	-	-	-	-	-	
RM - ICT Equipment	50213050 03	-	-	-	-	-	-	
RM - Communication Equipment	50213050 07	-	-	-	-	-	-	
RM - Construction & Heavy Equipment	50213050 08	-	-	-	-	-	-	
RM - Disaster Response & Rescue Equipmt.	50213050 09	-	-	-	-	-	-	
RM - Medical Equipment	50213050 11	-	-	-	-	-	-	
RM - Printing Equipment	50213050 12	-	-	-	-	-	-	
RM - Other Machinery and Equipment	50213050 99	-	-	-	-	-	-	
RM - Motor Vehicle	50213060 01	-	-	-	-	-	-	
RM - Other Transportation Equipment	50213060 99	-	-	-	-	-	-	
RM - Furniture & Fixtures	50213070 00	-	-	-	-	-	-	
RM - Leased Assets Bldg. & Other Structures	50213080 01	-	-	-	-	-	-	
RM - Leased Assets Machinery & Other Eqpt.	50213080 99	-	-	-	-	-	-	
RM - Semi Expendable Machinery & Equipment Ex	50213210 00	-	-	-	-	-	-	
Machinery	50213210 01	-	-	-	-	-	-	
Office Equipment	50213210 02	-	-	-	-	-	-	
ICT Equipment	50213210 03	-	-	-	-	-	-	
Communication Equipment	50213210 07	-	-	-	-	-	-	
Disaster Response & Rescue Equipment	50213210 08	-	-	-	-	-	-	
Medical Equipment	50213210 10	-	-	-	-	-	-	
Printing Equipment	50213210 11	-	-	-	-	-	-	
Other Machinery Equipment	50213210 99	-	-	-	-	-	-	
RM - Semi Expendable Furniture, Fixtures & Book	50213220 00	-	-	-	-	-	-	
Furniture & Fixtures	50213220 01	-	-	-	-	-	-	
Books	50213220 02	-	-	-	-	-	-	

PROGRAMS/ACTIVITIES/PROJECTS	OBJECT CODE	ALLOTMENT	REALLOCATION	ADJUSTED ALLOTMENT	TOTAL OBLIGATIONS INCURRED		Unobligated Balance of Allotment	Remarks
					This Report September			
<b>RM - Other Property, Plant and Equipment</b>	50213990 99	-	-	-	-	-	-	
<b>Financial Assistance/Subsidy</b>								
Subsidy to National Government Agencies	50214010 00	-	-	-	-	-	-	
Financial Assistance to NGAs	50214020 00	-	-	-	-	-	-	
Financial Assistance to Local Government Units	50214030 00	-	-	-	-	-	-	
Financial Assistance to NGOs/POs	50214050 00	-	-	-	-	-	-	
Subsidies - Others	50214990 00	-	-	-	-	-	-	
<b>Taxes, Insurance Premiums and Other Fees</b>								
Taxes, Duties and Licenses	50215010 00	-	-	-	-	-	-	
Fidelity Bond Premiums	50215020 00	-	-	-	-	-	-	
Insurance Expenses	50215030 00	-	-	-	-	-	-	
<b>Labor and Wages</b>	50216010 00	-	-	-	-	-	-	
<b>Other Maintenance and Operating Expenses</b>								
Advertising Expense	50299010 00	58,245.00	(58,245.00)	-	-	-	-	
Printing & Publication Expenses	50299020 00	56,970.00	(56,970.00)	-	-	-	-	
Representation Expenses	50299030 00	-	-	-	-	-	-	
Transportation and Delivery Expenses	50299040 00	1,275.00	(1,275.00)	-	-	-	-	
Rents - Buildings & Structures	50299050 01	-	-	-	-	-	-	
Rents - Land	50299050 02	-	-	-	-	-	-	
Rents - Motor Vehicles	50299050 03	-	-	-	-	-	-	
Rents - Equipment	50299050 04	-	-	-	-	-	-	
Rents - Living Quarters	50299050 05	-	-	-	-	-	-	
Membership Dues & Cont. to Organizations	50299060 00	-	-	-	-	-	-	
Subscription Expenses	50299070 00	-	-	-	-	-	-	
Donations	50299080 00	-	-	-	-	-	-	
Other MOOE	50299990 99	-	-	-	-	-	-	
<b>Sub-total, MOOE</b>		<b>6,875,146.86</b>	<b>(966,635.44)</b>	<b>5,908,511.42</b>	<b>770,634.13</b>	<b>5,843,786.70</b>	<b>64,724.72</b>	
<b>TOTAL, PS, MOOE, FE &amp; Capital Outlay</b>		<b>6,875,146.86</b>	<b>(966,635.44)</b>	<b>5,908,511.42</b>	<b>770,634.13</b>	<b>5,843,786.70</b>	<b>64,724.72</b>	
<b>Total, Regular Appropriations</b>		<b>6,875,146.86</b>	<b>(966,635.44)</b>	<b>5,908,511.42</b>	<b>770,634.13</b>	<b>5,843,786.70</b>	<b>64,724.72</b>	
<b>310100300003000</b>								
<b>AF KC NCDDP (Additional Financing for KALAH-CIDSS NCDDP)</b>								
<b>Maint. &amp; Other Operating Expenses</b>								
<b>Traveling Expenses</b>								
Travel Expenses-Local	50201010 00	185,842.00	368,246.56	554,088.56	14,008.00	515,763.84	38,324.72	
Travel Expenses-Foreign	50201020 00	-	-	-	-	-	-	
<b>Training and Scholarship Expenses</b>								
Training Expenses	50202010 00	477,280.21	(458,880.21)	18,400.00	-	-	18,400.00	
Scholarship Expenses	50202020 00	-	-	-	-	-	-	
<b>Supplies and Materials Expenses</b>								
Office Supplies Expenses	50203010 00	63,816.73	(62,016.73)	1,800.00	1,600.00	1,600.00	200.00	
Accountable Forms Expenses	50203020 00	45,328.73	(45,328.73)	-	-	-	-	
Food Supplies Expenses	50203050 00	900.00	900.00	1,800.00	1,600.00	1,600.00	200.00	
Welfare Goods Expenses	50203060 00	-	-	-	-	-	-	
Drugs and Medicines Expenses	50203070 00	-	-	-	-	-	-	
Medical, Dental and Laboratory Supplies Exp.	50203080 00	-	-	-	-	-	-	
Gasoline, Oil and Lubricants Expenses	50203090 00	-	-	-	-	-	-	
Semi Expendable Machinery & Equipment Exp.	50203210 00	-	-	-	-	-	-	
Machinery	50203210 01	-	-	-	-	-	-	
Office Equipment	50203210 02	-	-	-	-	-	-	
ICT Equipment	50203210 03	-	-	-	-	-	-	
Communication Equipment	50203210 07	-	-	-	-	-	-	
Disaster Response & Rescue Equipment	50203210 08	-	-	-	-	-	-	
Medical Equipment	50203210 10	-	-	-	-	-	-	
Printing Equipment	50203210 11	-	-	-	-	-	-	
Other Machinery Equipment	50203210 99	-	-	-	-	-	-	
Semi Expendable Furniture, Fixtures & Books	50203220 00	-	-	-	-	-	-	
Furniture & Fixtures	50203220 01	-	-	-	-	-	-	
Books	50203220 02	-	-	-	-	-	-	
Other Supplies Expenses	50203990 00	17,588.00	(17,588.00)	-	-	-	-	
<b>Utility Expenses</b>								
Water Expenses	50204010 00	-	-	-	-	-	-	
Electricity Expenses	50204020 00	-	-	-	-	-	-	
<b>Communication Expenses</b>								
Postage and Deliveries	50205010 00	207,904.36	(202,504.36)	5,400.00	-	5,400.00	-	
Telephone Expenses-Mobile	50205020 01	207,904.36	(202,504.36)	5,400.00	-	5,400.00	-	
Telephone Expenses-Landline	50205020 02	-	-	-	-	-	-	
Internet expenses	50205030 00	-	-	-	-	-	-	
Cable, Satellite, Telegraph and Radio Expenses	50205040 00	-	-	-	-	-	-	
<b>Awards/Rewards and Prizes</b>								
Awards/Rewards Expense	50206010 00	-	-	-	-	-	-	
Prizes	50206020 00	-	-	-	-	-	-	
<b>Survey Expenses</b>	50207010 00	-	-	-	-	-	-	
<b>Extraordinary &amp; Miscellaneous Expenses</b>	50210030 00	-	-	-	-	-	-	
<b>Professional Services</b>								
Legal Services	50211010 00	5,874,258.56	(553,235.70)	5,321,022.86	755,026.13	5,321,022.86	0.00	
Auditing Services	50211020 00	-	-	-	-	-	-	
Consultancy Services	50211030 00	-	-	-	-	-	-	
Other Professional Services	50211990 00	5,874,258.56	(553,235.70)	5,321,022.86	755,026.13	5,321,022.86	0.00	

PROGRAMS/ACTIVITIES/PROJECTS	OBJECT CODE	ALLOTMENT	REALLOCATION	ADJUSTED ALLOTMENT	TOTAL OBLIGATIONS INCURRED		Unobligated Balance of Allotment	Remarks
					This Report September			
<b>General Services</b>								
Janitorial Services	50212020 00	-	-	-	-	-	-	
Security Services	50212030 00	-	-	-	-	-	-	
Other General Services	50212990 00	-	-	-	-	-	-	
<b>Labor and Wages</b>	50216010 00	-	-	-	-	-	-	
<b>Other Maintenance and Operating Expenses</b>								
Advertising Expense	50299010 00	58,245.00	(58,245.00)	-	-	-	-	
Printing & Publication Expenses	50299020 00	56,970.00	(56,970.00)	-	-	-	-	
Representation Expenses	50299030 00	-	-	-	-	-	-	
Transportation and Delivery Expenses	50299040 00	1,275.00	(1,275.00)	-	-	-	-	
Rents - Buildings & Structures	50299050 01	-	-	-	-	-	-	
Rents - Land	50299050 02	-	-	-	-	-	-	
Rents - Motor Vehicles	50299050 03	-	-	-	-	-	-	
Rents - Equipment	50299050 04	-	-	-	-	-	-	
Rents - Living Quarters	50299050 05	-	-	-	-	-	-	
Membership Dues & Cont. to Organizations	50299060 00	-	-	-	-	-	-	
Subscription Expenses	50299070 00	-	-	-	-	-	-	
Donations	50299080 00	-	-	-	-	-	-	
Other MOOE	50299990 99	-	-	-	-	-	-	
<b>Sub-total, MOOE</b>		<b>6,867,346.86</b>	<b>(966,635.44)</b>	<b>5,900,711.42</b>	<b>770,634.13</b>	<b>5,843,786.70</b>	<b>56,924.72</b>	
<b>TOTAL, PS, MOOE, FE &amp; Capital Outlay</b>		<b>6,867,346.86</b>	<b>(966,635.44)</b>	<b>5,900,711.42</b>	<b>770,634.13</b>	<b>5,843,786.70</b>	<b>56,924.72</b>	
<b>Total, AF KC NCDDP</b>		<b>6,867,346.86</b>	<b>(966,635.44)</b>	<b>5,900,711.42</b>	<b>770,634.13</b>	<b>5,843,786.70</b>	<b>56,924.72</b>	
<b>F.O CONTINUING</b>								
02101151 - GoP Counterpart Funds								
<b>Maint. &amp; Other Operating Expenses</b>								
<b>Traveling Expenses</b>		<b>185,842.00</b>	<b>360,646.56</b>	<b>546,488.56</b>	<b>14,008.00</b>	<b>515,763.84</b>	<b>30,724.72</b>	
Travel Expenses-Local	50201010 00	185,842.00	360,646.56	546,488.56	14,008.00	515,763.84	30,724.72	
Travel Expenses-Foreign	50201020 00	-	-	-	-	-	-	
<b>Training and Scholarship Expenses</b>		<b>451,280.21</b>	<b>(451,280.21)</b>	<b>-</b>	<b>-</b>	<b>-</b>	<b>-</b>	
Training Expenses	50202010 00	451,280.21	(451,280.21)	-	-	-	-	
Scholarship Expenses	50202020 00	-	-	-	-	-	-	
<b>Supplies and Materials Expenses</b>		<b>63,816.73</b>	<b>(62,016.73)</b>	<b>1,800.00</b>	<b>1,600.00</b>	<b>1,600.00</b>	<b>200.00</b>	
Office Supplies Expenses	50203010 00	45,328.73	(45,328.73)	-	-	-	-	
Accountable Forms Expenses	50203020 00	900.00	900.00	1,800.00	1,600.00	1,600.00	200.00	
Food Supplies Expenses	50203050 00	-	-	-	-	-	-	
Welfare Goods Expenses	50203060 00	-	-	-	-	-	-	
Drugs and Medicines Expenses	50203070 00	-	-	-	-	-	-	
Medical, Dental and Laboratory Supplies Exp.	50203080 00	-	-	-	-	-	-	
Gasoline, Oil and Lubricants Expenses	50203090 00	-	-	-	-	-	-	
Semi Expendable Machinery & Equipment Exp.	50203210 00	-	-	-	-	-	-	
Machinery	50203210 01	-	-	-	-	-	-	
Office Equipment	50203210 02	-	-	-	-	-	-	
ICT Equipment	50203210 03	-	-	-	-	-	-	
Communication Equipment	50203210 07	-	-	-	-	-	-	
Disaster Response & Rescue Equipment	50203210 08	-	-	-	-	-	-	
Medical Equipment	50203210 10	-	-	-	-	-	-	
Printing Equipment	50203210 11	-	-	-	-	-	-	
Other Machinery Equipment	50203210 99	-	-	-	-	-	-	
Semi Expendable Furniture, Fixtures & Books	50203220 00	-	-	-	-	-	-	
Furniture & Fixtures	50203220 01	-	-	-	-	-	-	
Books	50203220 02	-	-	-	-	-	-	
Other Supplies Expenses	50203990 00	17,588.00	(17,588.00)	-	-	-	-	
<b>Utility Expenses</b>								
Water Expenses	50204010 00	-	-	-	-	-	-	
Electricity Expenses	50204020 00	-	-	-	-	-	-	
<b>Communication Expenses</b>		<b>207,904.36</b>	<b>(202,504.36)</b>	<b>5,400.00</b>	<b>-</b>	<b>5,400.00</b>	<b>-</b>	
Postage and Deliveries	50205010 00	-	-	-	-	-	-	
Telephone Expenses-Mobile	50205020 01	207,904.36	(202,504.36)	5,400.00	-	5,400.00	-	
Telephone Expenses-Landline	50205020 02	-	-	-	-	-	-	
Internet expenses	50205030 00	-	-	-	-	-	-	
Cable, Satellite, Telegraph and Radio Expenses	50205040 00	-	-	-	-	-	-	
<b>Awards/Rewards and Prizes</b>								
Awards/Rewards Expense	50206010 00	-	-	-	-	-	-	
Rewards & Incentives	50206010 02	-	-	-	-	-	-	
Prizes	50206020 00	-	-	-	-	-	-	
<b>Survey Expenses</b>	50207010 00	-	-	-	-	-	-	
<b>Extraordinary &amp; Miscellaneous Expenses</b>	50210030 00	-	-	-	-	-	-	
<b>Professional Services</b>		<b>5,527,294.87</b>	<b>(553,235.70)</b>	<b>4,974,059.17</b>	<b>408,062.44</b>	<b>4,974,059.17</b>	<b>-</b>	
Legal Services	50211010 00	-	-	-	-	-	-	
Auditing Services	50211020 00	-	-	-	-	-	-	
Consultancy Services	50211030 00	-	-	-	-	-	-	
Other Professional Services	50211990 00	5,527,294.87	(553,235.70)	4,974,059.17	408,062.44	4,974,059.17	-	
<b>General Services</b>								
Janitorial Services	50212020 00	-	-	-	-	-	-	
Security Services	50212030 00	-	-	-	-	-	-	
Other General Services	50212990 00	-	-	-	-	-	-	

ACTIVITIES/PROJECTS	OBJECT CODE	ALLOTMENT	REALLOCATION	ADJUSTED ALLOTMENT	TOTAL OBLIGATIONS INCURRED		Unobligated Balance of Allotment	Remarks
					This Report September			
Maint. and Other Operating Expenses	50299010 00	58,245.00	(58,245.00)	-	-	-	-	
Travel Expenses	50299020 00	56,970.00	(56,970.00)	-	-	-	-	
Training and Scholarship Expenses	50299030 00	-	-	-	-	-	-	
Rents - Buildings & Structures	50299040 00	1,275.00	(1,275.00)	-	-	-	-	
Rents - Land	50299050 01	-	-	-	-	-	-	
Rents - Motor Vehicles	50299050 02	-	-	-	-	-	-	
Rents - Equipment	50299050 03	-	-	-	-	-	-	
Sub-total, MOOE		6,494,383.17	(966,635.44)	5,527,747.73	423,670.44	5,496,823.01	30,924.72	
AL, PS, MOOE, FE & Capital Outlay		6,494,383.17	(966,635.44)	5,527,747.73	423,670.44	5,496,823.01	30,924.72	
AF-GOP FO CONTINUING		6,494,383.17	(966,635.44)	5,527,747.73	423,670.44	5,496,823.01	30,924.72	
GO CONTINUING		6,494,383.17	(966,635.44)	5,527,747.73	423,670.44	5,496,823.01	30,924.72	
20101151 - GoP Counterpart Funds								
Maint. & Other Operating Expenses								
Traveling Expenses								
Travel Expenses-Local	50201010 00	-	7,600.00	7,600.00	-	-	7,600.00	
Travel Expenses-Foreign	50201020 00	-	7,600.00	7,600.00	-	-	7,600.00	
Training and Scholarship Expenses								
Training Expenses	50202010 00	26,000.00	(7,600.00)	18,400.00	-	-	18,400.00	
Scholarship Expenses	50202020 00	26,000.00	(7,600.00)	18,400.00	-	-	18,400.00	
Professional Services								
Legal Services	50202010 00	346,963.69	-	346,963.69	346,963.69	346,963.69	-	
Auditing Services	50211010 00	-	-	-	-	-	-	
Consultancy Services	50211020 00	-	-	-	-	-	-	
Other Professional Services	50211030 00	-	-	-	346,963.69	346,963.69	-	
General Services	50211990 00	346,963.69	-	346,963.69	-	-	-	
Janitorial Services	50212020 00	-	-	-	-	-	-	
Security Services	50212030 00	-	-	-	-	-	-	
Other General Services	50212990 00	-	-	-	-	-	-	
Other Maintenance and Operating Expenses								
Advertising Expense	50299010 00	-	-	-	-	-	-	
Printing & Publication Expenses	50299020 00	-	-	-	-	-	-	
Representation Expenses	50299030 00	-	-	-	-	-	-	
Transportation and Delivery Expenses	50299040 00	-	-	-	-	-	-	
Rents - Buildings & Structures	50299050 01	-	-	-	-	-	-	
Rents - Land	50299050 02	-	-	-	-	-	-	
Rents - Motor Vehicles	50299050 03	-	-	-	-	-	-	
Rents - Equipment	50299050 04	-	-	-	-	-	-	
Rents - Living Quarters	50299050 05	-	-	-	-	-	-	
Membership Dues & Cont. to Organizations	50299060 00	-	-	-	-	-	-	
Subscription Expenses	50299070 00	-	-	-	-	-	-	
Donations	50299080 00	-	-	-	-	-	-	
Other MOOE	50299990 99	-	-	-	-	-	26,000.00	
Sub-total, MOOE		372,963.69	-	372,963.69	346,963.69	346,963.69	26,000.00	
AL, PS, MOOE, FE & Capital Outlay		372,963.69	-	372,963.69	346,963.69	346,963.69	26,000.00	
Life and Retirement Insurance Cont.	50103010 00	-	-	-	346,963.69	346,963.69	26,000.00	
AF-GOP CO CONTINUING		372,963.69	-	372,963.69				
CONTINUING								
100300004000								
Beneficiary FIRST (Fast, Innovative and Responsive Service Transformation) (Emergency Social Protection Project)								
Maint. & Other Operating Expenses							7,800.00	
Traveling Expenses		7,800.00	-	7,800.00	-	-	7,800.00	
Travel Expenses-Local	50201010 00	7,800.00	-	7,800.00	-	-	-	
Travel Expenses-Foreign	50201020 00	-	-	-	-	-	-	
Training and Scholarship Expenses								
Training Expenses	50202010 00	-	-	-	-	-	-	
Scholarship Expenses	50202020 00	-	-	-	-	-	-	
Life and Retirement Insurance Cont.	50103010 00	-	-	-	-	-	-	
Sub-total, BFIRST		7,800.00	-	7,800.00	-	-	7,800.00	

Prepared by:  
  
**HAZEL M. CASTAÑEDA**  
 Social Analyst II

Certified by:  
  
**RENNAN M. MACAPINLAC**  
 Budget Officer III