

**DEPARTMENT OF SOCIAL WELFARE AND DEVELOPMENT  
REGIONAL OFFICE III**

**STATUS OF ALLOTMENT, OBLIGATIONS INCURRED AND BALANCES  
As of May 31, 2023**

PARTICULARS	ALLOTMENT	OBLIGATIONS INCURRED	BALANCES	% of Utilization
<b>CONTINUING APPROPRIATIONS</b>				
<b>A. REGULAR APPROPRIATIONS</b>				
<b>DIRECT RELEASE</b>				
<b>1. General Administration and Support Services</b>				
PS	-	-	-	
MOOE	-	-	-	
CO	5,000.00	-	5,000.00	-
<b>Sub-total</b>	<b>5,000.00</b>	<b>-</b>	<b>5,000.00</b>	<b>0.00%</b>
RLIP	-	-	-	
<b>TOTAL</b>	<b>5,000.00</b>	<b>-</b>	<b>5,000.00</b>	<b>0.00%</b>
<b>2. Provision of Services for center-based clients</b>				
PS	-	-	-	
MOOE	5,224,549.49	2,668,067.15	2,556,482.34	51.07%
CO	-	-	-	
<b>Sub-total</b>	<b>5,224,549.49</b>	<b>2,668,067.15</b>	<b>2,556,482.34</b>	<b>51.07%</b>
RLIP	-	-	-	
<b>TOTAL</b>	<b>5,224,549.49</b>	<b>2,668,067.15</b>	<b>2,556,482.34</b>	<b>51.07%</b>
<b>3. Provision of technical/advisory assistance and other related support services</b>				
PS	-	-	-	
MOOE	373,337.79	373,337.79	-	100.00%
CO	-	-	-	
<b>Sub-total</b>	<b>373,337.79</b>	<b>373,337.79</b>	<b>-</b>	<b>100.00%</b>
RLIP	-	-	-	
<b>TOTAL</b>	<b>373,337.79</b>	<b>373,337.79</b>	<b>-</b>	<b>100.00%</b>
<b>4. Supplementary Feeding Program</b>				
PS	-	-	-	
MOOE	1,222,445.37	251,950.00	970,495.37	20.61%
CO	-	-	-	
<b>Sub-total</b>	<b>1,222,445.37</b>	<b>251,950.00</b>	<b>970,495.37</b>	<b>20.61%</b>
RLIP	-	-	-	
<b>TOTAL</b>	<b>1,222,445.37</b>	<b>251,950.00</b>	<b>970,495.37</b>	<b>20.61%</b>
<b>5. Poverty and Reintegration Program for Trafficked Persons</b>				
PS	-	-	-	
MOOE	77,894.94	-	77,894.94	0.00%
CO	-	-	-	
<b>Sub-total</b>	<b>77,894.94</b>	<b>-</b>	<b>77,894.94</b>	<b>0.00%</b>
RLIP	-	-	-	
<b>TOTAL</b>	<b>77,894.94</b>	<b>-</b>	<b>77,894.94</b>	<b>0.00%</b>

PARTICULARS	ALLOTMENT	OBLIGATIONS INCURRED	BALANCES	% of Utilization
<b>6. Social Pension for Indigent Senior Citizens</b>				
PS	-	-	-	
MOOE	7,902,633.43	7,772,978.58	129,654.85	98.36%
CO	-	-	-	
<b>Sub-total</b>	<b>7,902,633.43</b>	<b>7,772,978.58</b>	<b>129,654.85</b>	<b>98.36%</b>
RLIP			-	
<b>TOTAL</b>	<b>7,902,633.43</b>	<b>7,772,978.58</b>	<b>129,654.85</b>	<b>98.36%</b>
<b>7. Sustainable Livelihood Program</b>				
PS	-	-	-	
MOOE	19,754,260.82	13,756,953.04	5,997,307.78	69.64%
CO	-	-	-	
<b>Sub-total</b>	<b>19,754,260.82</b>	<b>13,756,953.04</b>	<b>5,997,307.78</b>	<b>69.64%</b>
RLIP			-	
<b>TOTAL</b>	<b>19,754,260.82</b>	<b>13,756,953.04</b>	<b>5,997,307.78</b>	<b>69.64%</b>
<b>8. National Household Targeting System for Poverty Reduction</b>				
PS	-	-	-	
MOOE	5,512.00	-	5,512.00	0.00%
CO	-	-	-	
<b>Sub-total</b>	<b>5,512.00</b>	<b>-</b>	<b>5,512.00</b>	<b>0.00%</b>
RLIP			-	
<b>TOTAL</b>	<b>5,512.00</b>	<b>-</b>	<b>5,512.00</b>	<b>0.00%</b>
<b>TOTAL, DIRECT RELEASE</b>				
PS	-	-	-	
MOOE	34,560,633.84	24,823,286.56	9,737,347.28	71.83%
CO	5,000.00	-	5,000.00	-
<b>Sub-total</b>	<b>34,565,633.84</b>	<b>24,823,286.56</b>	<b>9,742,347.28</b>	<b>71.81%</b>
RLIP	-	-	-	
<b>TOTAL</b>	<b>34,565,633.84</b>	<b>24,823,286.56</b>	<b>9,742,347.28</b>	<b>71.81%</b>
<b>CENTRALLY-MANAGED FUND</b>				
<b>1. General Administration and Support Services</b>				
PS	-	-	-	
MOOE	39,543.00	-	39,543.00	0.00%
CO	-	-	-	
<b>Sub-total</b>	<b>39,543.00</b>	<b>-</b>	<b>39,543.00</b>	<b>0.00%</b>
RLIP	-	-	-	
<b>TOTAL</b>	<b>39,543.00</b>	<b>-</b>	<b>39,543.00</b>	<b>0.00%</b>
<b>2. Information and Communication Technology Service Management</b>				
PS	-	-	-	
MOOE	520,611.86	460,611.86	60,000.00	88.48%
CO	617,030.00	617,030.00	-	100.00%
<b>Sub-total</b>	<b>1,137,641.86</b>	<b>1,077,641.86</b>	<b>60,000.00</b>	<b>94.73%</b>
RLIP	-	-	-	
<b>TOTAL</b>	<b>1,137,641.86</b>	<b>1,077,641.86</b>	<b>60,000.00</b>	<b>94.73%</b>

PARTICULARS	ALLOTMENT	OBLIGATIONS INCURRED	BALANCES	% of Utilization
<b>6. EPAHP-NPMO</b>				
PS	-	-	-	
MOOE	153,283.00	-	153,283.00	-
CO	-	-	-	
<b>Sub-total</b>	<b>153,283.00</b>	<b>-</b>	<b>153,283.00</b>	<b>-</b>
RLIP			-	
<b>TOTAL</b>	<b>153,283.00</b>	<b>-</b>	<b>153,283.00</b>	<b>-</b>
<b>7. National Household Targeting System</b>				
PS	-	-	-	
MOOE	19,930.00	-	19,930.00	0.00%
CO	-	-	-	
<b>Sub-total</b>	<b>19,930.00</b>	<b>-</b>	<b>19,930.00</b>	<b>0.00%</b>
RLIP			-	
<b>TOTAL</b>	<b>19,930.00</b>	<b>-</b>	<b>19,930.00</b>	<b>0.00%</b>
<b>8. Pantawid Pamilya</b>				
PS	-	-	-	
MOOE	2,181,755.34	1,889,955.34	291,800.00	86.63%
FE	-	-	-	
CO	-	-	-	
<b>Sub-total</b>	<b>2,181,755.34</b>	<b>1,889,955.34</b>	<b>291,800.00</b>	<b>86.63%</b>
RLIP			-	
<b>TOTAL</b>	<b>2,181,755.34</b>	<b>1,889,955.34</b>	<b>291,800.00</b>	<b>86.63%</b>
<b>9. Sustainable Livelihood Program</b>				
PS	-	-	-	
MOOE	32,387.48	-	32,387.48	0.00%
CO	-	-	-	
<b>Sub-total</b>	<b>32,387.48</b>	<b>-</b>	<b>32,387.48</b>	<b>0.00%</b>
RLIP			-	
<b>TOTAL</b>	<b>32,387.48</b>	<b>-</b>	<b>32,387.48</b>	<b>0.00%</b>
<b>11. KALAHI-CIDSS-KKB</b>				
PS	-	-	-	
MOOE	38,506,074.98	1,338,865.58	37,167,209.40	3.48%
CO	-	-	-	
<b>Sub-total</b>	<b>38,506,074.98</b>	<b>1,338,865.58</b>	<b>37,167,209.40</b>	<b>3.48%</b>
RLIP			-	
<b>TOTAL</b>	<b>38,506,074.98</b>	<b>1,338,865.58</b>	<b>37,167,209.40</b>	<b>3.48%</b>
<b>12. Centers</b>				
PS	-	-	-	
MOOE	3,696,356.04	232,570.53	3,463,785.51	6.29%
CO	2,850,000.00	-	2,850,000.00	-
<b>Sub-total</b>	<b>6,546,356.04</b>	<b>232,570.53</b>	<b>6,313,785.51</b>	<b>3.55%</b>
RLIP			-	
<b>TOTAL</b>	<b>6,546,356.04</b>	<b>232,570.53</b>	<b>6,313,785.51</b>	<b>3.55%</b>

PARTICULARS	ALLOTMENT	OBLIGATIONS INCURRED	BALANCES	% of Utilization
<b>13. Supplementary Feeding Program</b>				
PS	-	-	-	-
MOOE	3,948,288.45	-	3,948,288.45	-
CO	-	-	-	-
<b>Sub-total</b>	<b>3,948,288.45</b>	<b>-</b>	<b>3,948,288.45</b>	<b>-</b>
RLIP	-	-	-	-
<b>TOTAL</b>	<b>3,948,288.45</b>	<b>-</b>	<b>3,948,288.45</b>	<b>-</b>
<b>14. Social Pension for Indigent Senior Citizens</b>				
PS	-	-	-	-
MOOE	1,800.00	-	1,800.00	-
CO	-	-	-	-
<b>Sub-total</b>	<b>1,800.00</b>	<b>-</b>	<b>1,800.00</b>	<b>-</b>
RLIP	-	-	-	-
<b>TOTAL</b>	<b>1,800.00</b>	<b>-</b>	<b>1,800.00</b>	<b>-</b>
<b>15. Implementation of RA No. 10868 or the Centenarians Act of 2016</b>				
PS	-	-	-	-
MOOE	14,076.93	14,076.93	-	100.00%
CO	-	-	-	-
<b>Sub-total</b>	<b>14,076.93</b>	<b>14,076.93</b>	<b>-</b>	<b>100.00%</b>
RLIP	-	-	-	-
<b>TOTAL</b>	<b>14,076.93</b>	<b>14,076.93</b>	<b>-</b>	<b>100.00%</b>
<b>16. Protective Services for Individuals and Families in Difficult Circumstances</b>				
PS	-	-	-	-
MOOE	691,493,169.30	678,580,999.74	12,912,169.56	98.13%
CO	-	-	-	-
<b>Sub-total</b>	<b>691,493,169.30</b>	<b>678,580,999.74</b>	<b>12,912,169.56</b>	<b>98.13%</b>
RLIP	-	-	-	-
<b>TOTAL</b>	<b>691,493,169.30</b>	<b>678,580,999.74</b>	<b>12,912,169.56</b>	<b>98.13%</b>
<b>17. Assistance to Persons with Disability and Older Persons</b>				
PS	-	-	-	-
MOOE	47,100.00	-	47,100.00	0.00%
CO	-	-	-	-
<b>Sub-total</b>	<b>47,100.00</b>	<b>-</b>	<b>47,100.00</b>	<b>0.00%</b>
RLIP	-	-	-	-
<b>TOTAL</b>	<b>47,100.00</b>	<b>-</b>	<b>47,100.00</b>	<b>0.00%</b>
<b>18. Comprehensive Proj. for Street Children, Street Families &amp; Ips - Esp. Badjaus</b>				
PS	-	-	-	-
MOOE	16,442.55	-	16,442.55	0.00%
CO	-	-	-	-
<b>Sub-total</b>	<b>16,442.55</b>	<b>-</b>	<b>16,442.55</b>	<b>0.00%</b>
RLIP	-	-	-	-
<b>TOTAL</b>	<b>16,442.55</b>	<b>-</b>	<b>16,442.55</b>	<b>0.00%</b>
<b>23. Poverty and Reintegration Program for Trafficked Persons</b>				
PS	-	-	-	-
MOOE	292,000.00	175,000.00	117,000.00	59.93%
CO	-	-	-	-
<b>Sub-total</b>	<b>292,000.00</b>	<b>175,000.00</b>	<b>117,000.00</b>	<b>59.93%</b>
RLIP	-	-	-	-
<b>TOTAL</b>	<b>292,000.00</b>	<b>175,000.00</b>	<b>117,000.00</b>	<b>59.93%</b>

PARTICULARS	ALLOTMENT	OBLIGATIONS INCURRED	BALANCES	% of Utilization
<b>24. Disaster response and rehabilitation program</b>				
PS	-	-	-	
MOOE	1,249,810.62	966,360.62	283,450.00	77.32%
CO	-	-	-	
<b>Sub-total</b>	<b>1,249,810.62</b>	<b>966,360.62</b>	<b>283,450.00</b>	<b>77.32%</b>
RLIP	-	-	-	
<b>TOTAL</b>	<b>1,249,810.62</b>	<b>966,360.62</b>	<b>283,450.00</b>	<b>77.32%</b>
<b>30. Standards-setting, Licensing, accreditation and monitoring services</b>				
PS	-	-	-	
MOOE	23,315.89	23,315.89	-	100.00%
CO	-	-	-	
<b>Sub-total</b>	<b>23,315.89</b>	<b>23,315.89</b>	<b>-</b>	<b>100.00%</b>
RLIP	-	-	-	
<b>TOTAL</b>	<b>23,315.89</b>	<b>23,315.89</b>	<b>-</b>	<b>100.00%</b>
<b>31. Provision of Capability Training Program</b>				
PS	-	-	-	
MOOE	34,400.00	34,400.00	-	100.00%
CO	-	-	-	
<b>Sub-total</b>	<b>34,400.00</b>	<b>34,400.00</b>	<b>-</b>	<b>100.00%</b>
RLIP	-	-	-	
<b>TOTAL</b>	<b>34,400.00</b>	<b>34,400.00</b>	<b>-</b>	<b>100.00%</b>
<b>TOTAL, CMF</b>				
PS	-	-	-	
MOOE	742,772,045.44	683,716,156.49	59,055,888.95	92.05%
FE	-	-	-	
CO	3,467,030.00	617,030.00	2,850,000.00	17.80%
<b>Sub-total</b>	<b>746,239,075.44</b>	<b>684,333,186.49</b>	<b>61,905,888.95</b>	<b>91.70%</b>
RLIP	-	-	-	
<b>TOTAL</b>	<b>746,239,075.44</b>	<b>684,333,186.49</b>	<b>61,905,888.95</b>	<b>91.70%</b>
<b>TOTAL, REGULAR APPROPRIATIONS</b>				
PS	-	-	-	
MOOE	777,332,679.28	708,539,443.05	68,793,236.23	91.15%
FE	-	-	-	
CO	3,472,030.00	617,030.00	2,855,000.00	17.77%
<b>Sub-total</b>	<b>780,804,709.28</b>	<b>709,156,473.05</b>	<b>71,648,236.23</b>	<b>90.82%</b>
RLIP	-	-	-	
<b>TOTAL</b>	<b>780,804,709.28</b>	<b>709,156,473.05</b>	<b>71,648,236.23</b>	<b>90.82%</b>
<b>B. AUTOMATIC APPROPRIATIONS</b>				
<b>TOTAL, AUTOMATIC APPROPRIATIONS</b>				
PS	-	-	-	
MOOE	-	-	-	
CO	-	-	-	
<b>Sub-total</b>	<b>-</b>	<b>-</b>	<b>-</b>	
RLIP	-	-	-	
<b>TOTAL</b>	<b>-</b>	<b>-</b>	<b>-</b>	

PARTICULARS	ALLOTMENT	OBLIGATIONS INCURRED	BALANCES	% of Utilization
<b>B. SPECIAL PURPOSE FUNDS</b>				
<b>4. CALAMITY FUND</b>				
PS			-	
MOOE	95,642,615.44	2,354,766.00	93,287,849.44	2.46%
CO	-	-	-	
<b>Sub-total</b>	<b>95,642,615.44</b>	<b>2,354,766.00</b>	<b>93,287,849.44</b>	<b>2.46%</b>
RLIP			-	
<b>TOTAL</b>	<b>95,642,615.44</b>	<b>2,354,766.00</b>	<b>93,287,849.44</b>	<b>2.46%</b>
<b>TOTAL, SPECIAL PURPOSE FUND</b>				
PS	-	-	-	
MOOE	95,642,615.44	2,354,766.00	93,287,849.44	2.46%
CO	-	-	-	
<b>Sub-total</b>	<b>95,642,615.44</b>	<b>2,354,766.00</b>	<b>93,287,849.44</b>	<b>2.46%</b>
RLIP			-	
<b>TOTAL</b>	<b>95,642,615.44</b>	<b>2,354,766.00</b>	<b>93,287,849.44</b>	<b>2.46%</b>
<b>SUMMARY - FUND 101 CONTINUING APPROPRIATIONS</b>				
PS	-	-	-	
MOOE	872,975,294.72	710,894,209.05	162,081,085.67	81.43%
FE	-	-	-	
CO	3,472,030.00	617,030.00	2,855,000.00	17.77%
<b>Sub-total</b>	<b>876,447,324.72</b>	<b>711,511,239.05</b>	<b>164,936,085.67</b>	<b>81.18%</b>
RLIP	-	-	-	
<b>TOTAL</b>	<b>876,447,324.72</b>	<b>711,511,239.05</b>	<b>164,936,085.67</b>	<b>81.18%</b>

Prepared by:

ARJAY LOPEZ  
Budget Officer II

Certified by:

RENANN M. MACAPINLAC  
Budget Officer II

DEPARTMENT OF SOCIAL WELFARE AND DEVELOPMENT  
REGIONAL OFFICE III

STATUS OF ALLOTMENT, OBLIGATIONS INCURRED AND BALANCES  
As of May 31, 2023

PARTICULARS	ALLOTMENT	OBLIGATIONS INCURRED	BALANCES	% of Utilization
<b>CURRENT APPROPRIATIONS</b>				
<b>A. REGULAR APPROPRIATIONS</b>				
<b>DIRECT RELEASE</b>				
<b>1. General Administration and Support Services</b>				
PS	-	-	-	
MOOE	18,875,000.00	8,843,625.76	10,031,374.24	46.85%
CO	-	-	-	
<b>Sub-total</b>	<b>18,875,000.00</b>	<b>8,843,625.76</b>	<b>10,031,374.24</b>	<b>46.85%</b>
RLIP	-	-	-	
<b>TOTAL</b>	<b>18,875,000.00</b>	<b>8,843,625.76</b>	<b>10,031,374.24</b>	<b>46.85%</b>
<b>2. Provision of Services for center-based clients</b>				
PS	53,000,000.00	18,928,994.59	34,071,005.41	35.72%
MOOE	75,284,000.00	33,438,753.55	41,845,246.45	44.42%
CO	-	-	-	
<b>Sub-total</b>	<b>128,284,000.00</b>	<b>52,367,748.14</b>	<b>75,916,251.86</b>	<b>40.82%</b>
RLIP	1,484,000.00	594,323.67	889,676.33	40.05%
<b>TOTAL</b>	<b>129,768,000.00</b>	<b>52,962,071.81</b>	<b>76,805,928.19</b>	<b>40.81%</b>
<b>3. Provision of technical/advisory assistance and other related support services</b>				
PS	72,169,000.00	32,968,247.46	39,200,752.54	45.68%
MOOE	13,727,000.00	3,681,032.04	10,045,967.96	26.82%
CO	-	-	-	
<b>Sub-total</b>	<b>85,896,000.00</b>	<b>36,649,279.50</b>	<b>49,246,720.50</b>	<b>42.67%</b>
RLIP	5,859,000.00	2,562,028.87	3,296,971.13	43.73%
<b>TOTAL</b>	<b>91,755,000.00</b>	<b>39,211,308.37</b>	<b>52,543,691.63</b>	<b>42.73%</b>
<b>4. Supplementary Feeding Program</b>				
PS	-	-	-	
MOOE	230,227,000.00	2,097,334.24	228,129,665.76	0.91%
CO	-	-	-	
<b>Sub-total</b>	<b>230,227,000.00</b>	<b>2,097,334.24</b>	<b>228,129,665.76</b>	<b>0.91%</b>
RLIP	-	-	-	
<b>TOTAL</b>	<b>230,227,000.00</b>	<b>2,097,334.24</b>	<b>228,129,665.76</b>	<b>0.91%</b>
<b>5. Poverty and Reintegration Program for Trafficked Persons</b>				
PS	-	-	-	
MOOE	937,000.00	511,863.79	425,136.21	54.63%
CO	-	-	-	
<b>Sub-total</b>	<b>937,000.00</b>	<b>511,863.79</b>	<b>425,136.21</b>	<b>54.63%</b>
RLIP	-	-	-	
<b>TOTAL</b>	<b>937,000.00</b>	<b>511,863.79</b>	<b>425,136.21</b>	<b>54.63%</b>

PARTICULARS	ALLOTMENT	OBLIGATIONS INCURRED	BALANCES	% of Utilization
<b>6. Social Pension for Indigent Senior Citizens</b>				
PS	1,731,000.00	733,946.30	997,053.70	42.40%
MOOE	820,601,000.00	390,892,565.46	429,708,434.54	47.63%
CO	-	-	-	
<b>Sub-total</b>	<b>822,332,000.00</b>	<b>391,626,511.76</b>	<b>430,705,488.24</b>	<b>47.62%</b>
RLIP			-	
<b>TOTAL</b>	<b>822,332,000.00</b>	<b>391,626,511.76</b>	<b>430,705,488.24</b>	<b>47.62%</b>
<b>7. Sustainable Livelihood Program</b>				
PS	13,381,000.00	4,294,073.05	9,086,926.95	32.09%
MOOE	78,642,000.00	22,797,998.29	55,844,001.71	28.99%
CO	-	-	-	
<b>Sub-total</b>	<b>92,023,000.00</b>	<b>27,092,071.34</b>	<b>64,930,928.66</b>	<b>29.44%</b>
RLIP			-	
<b>TOTAL</b>	<b>92,023,000.00</b>	<b>27,092,071.34</b>	<b>64,930,928.66</b>	<b>29.44%</b>
<b>8. National Household Targeting System for Poverty Reduction</b>				
PS	5,253,000.00	1,974,208.99	3,278,791.01	37.58%
MOOE	835,000.00	349,407.62	485,592.38	41.85%
CO	-	-	-	
<b>Sub-total</b>	<b>6,088,000.00</b>	<b>2,323,616.61</b>	<b>3,764,383.39</b>	<b>38.17%</b>
RLIP			-	
<b>TOTAL</b>	<b>6,088,000.00</b>	<b>2,323,616.61</b>	<b>3,764,383.39</b>	<b>38.17%</b>
<b>TOTAL, DIRECT RELEASE</b>				
PS	145,534,000.00	58,899,470.39	86,634,529.61	40.47%
MOOE	1,239,128,000.00	462,612,580.75	776,515,419.25	37.33%
CO	-	-	-	
<b>Sub-total</b>	<b>1,384,662,000.00</b>	<b>521,512,051.14</b>	<b>863,149,948.86</b>	<b>37.66%</b>
RLIP	7,343,000.00	3,156,352.54	4,186,647.46	42.98%
<b>TOTAL</b>	<b>1,392,005,000.00</b>	<b>524,668,403.68</b>	<b>867,336,596.32</b>	<b>37.69%</b>
<b>CENTRALLY-MANAGED FUND</b>				
<b>1. General Administration and Support Services</b>				
PS	860,367.00	354,158.60	506,208.40	41.16%
MOOE	1,074,640.00	430,354.00	644,286.00	40.05%
CO	-	-	-	
<b>Sub-total</b>	<b>1,935,007.00</b>	<b>784,512.60</b>	<b>1,150,494.40</b>	<b>40.54%</b>
RLIP	-	-	-	
<b>TOTAL</b>	<b>1,935,007.00</b>	<b>784,512.60</b>	<b>1,150,494.40</b>	<b>40.54%</b>
<b>2. Information and Communication Technology Service Management</b>				
PS	-	-	-	
MOOE	10,602,356.00	3,134,364.15	7,467,991.85	29.56%
CO	7,500,000.00	254,830.00	7,245,170.00	3.40%
<b>Sub-total</b>	<b>18,102,356.00</b>	<b>3,389,194.15</b>	<b>14,713,161.85</b>	<b>18.72%</b>



PARTICULARS	ALLOTMENT	OBLIGATIONS INCURRED	BALANCES	% of Utilization
RLIP	-	-	-	
<b>TOTAL</b>	<b>18,102,356.00</b>	<b>3,389,194.15</b>	<b>14,713,161.85</b>	<b>18.72%</b>
<b>4. Social Technology Development and Enhancement</b>				
PS	-	-	-	
MOOE	2,559,550.00	732,985.21	1,826,564.79	28.64%
CO	-	-	-	
<b>Sub-total</b>	<b>2,559,550.00</b>	<b>732,985.21</b>	<b>1,826,564.79</b>	<b>28.64%</b>
RLIP	-	-	-	
<b>TOTAL</b>	<b>2,559,550.00</b>	<b>732,985.21</b>	<b>1,826,564.79</b>	<b>28.64%</b>
<b>5. Formulation and Development of Policies and Plans</b>				
PS	-	-	-	
MOOE	9,000.00	-	9,000.00	0.00%
CO	-	-	-	
<b>Sub-total</b>	<b>9,000.00</b>	<b>-</b>	<b>9,000.00</b>	<b>0.00%</b>
RLIP	-	-	-	
<b>TOTAL</b>	<b>9,000.00</b>	<b>-</b>	<b>9,000.00</b>	<b>0.00%</b>
<b>6. EPAHP-NPMO</b>				
PS	-	-	-	
MOOE	3,572,200.00	1,384,972.79	2,187,227.21	38.77%
CO	-	-	-	
<b>Sub-total</b>	<b>3,572,200.00</b>	<b>1,384,972.79</b>	<b>2,187,227.21</b>	<b>38.77%</b>
RLIP	-	-	-	
<b>TOTAL</b>	<b>3,572,200.00</b>	<b>1,384,972.79</b>	<b>2,187,227.21</b>	<b>38.77%</b>
<b>7. National Household Targeting System</b>				
PS	-	-	-	
MOOE	620,000.00	-	620,000.00	0.00%
CO	-	-	-	
<b>Sub-total</b>	<b>620,000.00</b>	<b>-</b>	<b>620,000.00</b>	<b>0.00%</b>
RLIP	-	-	-	
<b>TOTAL</b>	<b>620,000.00</b>	<b>-</b>	<b>620,000.00</b>	<b>0.00%</b>
<b>8. Pantawid Pamilya</b>				
PS	495,328,605.00	201,384,537.33	293,944,067.67	40.66%
MOOE	179,541,918.96	35,619,971.99	143,921,946.97	19.84%
FE	-	-	-	
CO	-	-	-	
<b>Sub-total</b>	<b>674,870,523.96</b>	<b>237,004,509.32</b>	<b>437,866,014.64</b>	<b>35.12%</b>
RLIP	-	-	-	
<b>TOTAL</b>	<b>674,870,523.96</b>	<b>237,004,509.32</b>	<b>437,866,014.64</b>	<b>35.12%</b>
<b>9. Sustainable Livelihood Program</b>				
PS	-	-	-	
MOOE	135,785,424.00	2,495,874.00	133,289,550.00	1.84%
CO	-	-	-	

PARTICULARS	ALLOTMENT	OBLIGATIONS INCURRED	BALANCES	% of Utilization
Sub-total	135,785,424.00	2,495,874.00	133,289,550.00	1.84%
RLIP	-	-	-	
<b>TOTAL</b>	<b>135,785,424.00</b>	<b>2,495,874.00</b>	<b>133,289,550.00</b>	<b>1.84%</b>
<b>11. KALAHI-CIDSS-KKB</b>				
PS	-	-	-	
MOOE	56,207,279.02	1,373,191.82	54,834,087.20	2.44%
CO	-	-	-	
Sub-total	56,207,279.02	1,373,191.82	54,834,087.20	2.44%
RLIP	-	-	-	
<b>TOTAL</b>	<b>56,207,279.02</b>	<b>1,373,191.82</b>	<b>54,834,087.20</b>	<b>2.44%</b>
<b>12. Centers</b>				
PS	-	-	-	
MOOE	28,410,976.00	1,775,477.27	26,635,498.73	6.25%
CO	70,335,000.00	-	70,335,000.00	0.00%
Sub-total	98,745,976.00	1,775,477.27	96,970,498.73	1.80%
RLIP	-	-	-	
<b>TOTAL</b>	<b>98,745,976.00</b>	<b>1,775,477.27</b>	<b>96,970,498.73</b>	<b>1.80%</b>
<b>13. Supplementary Feeding Program</b>				
PS	-	-	-	
MOOE	87,240,000.00	-	87,240,000.00	0.00%
CO	-	-	-	
Sub-total	87,240,000.00	-	87,240,000.00	0.00%
RLIP	-	-	-	
<b>TOTAL</b>	<b>87,240,000.00</b>	<b>-</b>	<b>87,240,000.00</b>	<b>0.00%</b>
<b>15. Implementation of RA No. 10868 or the Centenarians Act of 2016</b>				
PS	-	-	-	
MOOE	29,447,059.00	18,536,301.50	10,910,757.50	62.95%
CO	-	-	-	
Sub-total	29,447,059.00	18,536,301.50	10,910,757.50	62.95%
RLIP	-	-	-	
<b>TOTAL</b>	<b>29,447,059.00</b>	<b>18,536,301.50</b>	<b>10,910,757.50</b>	<b>62.95%</b>
<b>16. Protective Services for Individuals and Families in Difficult Circumstances</b>				
PS	-	-	-	
MOOE	1,607,690,684.22	515,161,452.35	1,092,529,231.87	32.04%
CO	-	-	-	
Sub-total	1,607,690,684.22	515,161,452.35	1,092,529,231.87	32.04%
RLIP	-	-	-	
<b>TOTAL</b>	<b>1,607,690,684.22</b>	<b>515,161,452.35</b>	<b>1,092,529,231.87</b>	<b>32.04%</b>
<b>17. Assistance to Persons with Disability and Older Persons</b>				
PS	-	-	-	
MOOE	511,990.00	65,920.00	446,070.00	12.88%

PARTICULARS	ALLOTMENT	OBLIGATIONS INCURRED	BALANCES	% of Utilization
CO	-	-	-	
Sub-total	511,990.00	65,920.00	446,070.00	12.88%
RLIP	-	-	-	
TOTAL	511,990.00	65,920.00	446,070.00	12.88%
<b>18. Comprehensive Proj. for Street Children, Street Families &amp; Ips - Esp. Badjaus</b>				
PS	-	-	-	
MOOE	2,684,867.88	106,442.39	2,578,425.49	3.96%
CO	-	-	-	
Sub-total	2,684,867.88	106,442.39	2,578,425.49	3.96%
RLIP	-	-	-	
TOTAL	2,684,867.88	106,442.39	2,578,425.49	3.96%
<b>23. Poverty and Reintegration Program for Trafficked Persons</b>				
PS	-	-	-	
MOOE	450,000.00	-	450,000.00	0.00%
CO	-	-	-	
Sub-total	450,000.00	-	450,000.00	0.00%
RLIP	-	-	-	
TOTAL	450,000.00	-	450,000.00	0.00%
<b>24. Disaster response and rehabilitation program</b>				
PS	-	-	-	
MOOE	215,179,592.92	33,350,278.00	181,829,314.92	15.50%
CO	-	-	-	
Sub-total	215,179,592.92	33,350,278.00	181,829,314.92	15.50%
RLIP	-	-	-	
TOTAL	215,179,592.92	33,350,278.00	181,829,314.92	15.50%
<b>26. Quick Response Fund</b>				
PS	-	-	-	
MOOE	1,363,900.00	-	1,363,900.00	0.00%
CO	-	-	-	
Sub-total	1,363,900.00	-	1,363,900.00	0.00%
RLIP	-	-	-	
TOTAL	1,363,900.00	-	1,363,900.00	0.00%
<b>29. Standards-setting, Licensing, accreditation and monitoring services</b>				
PS	-	-	-	
MOOE	949,020.00	210,383.05	738,636.95	22.17%
CO	-	-	-	
Sub-total	949,020.00	210,383.05	738,636.95	22.17%
RLIP	-	-	-	
TOTAL	949,020.00	210,383.05	738,636.95	22.17%
<b>TOTAL, CMF</b>				
PS	496,188,972.00	201,738,695.93	294,450,276.07	40.66%
MOOE	2,363,900,458.00	614,377,968.52	1,749,522,489.48	25.99%
FE	-	-	-	

PARTICULARS	ALLOTMENT	OBLIGATIONS INCURRED	BALANCES	% of Utilization
CO	77,835,000.00	254,830.00	77,580,170.00	0.33%
Sub-total	2,937,924,430.00	816,371,494.45	2,121,552,935.55	27.79%
RLIP	-	-	-	
<b>TOTAL</b>	<b>2,937,924,430.00</b>	<b>816,371,494.45</b>	<b>2,121,552,935.55</b>	<b>27.79%</b>
<b>TOTAL, REGULAR APPROPRIATIONS</b>				
PS	641,722,972.00	260,638,166.32	381,084,805.68	40.62%
MOOE	3,603,028,458.00	1,076,990,549.27	2,526,037,908.73	29.89%
FE	-	-	-	
CO	77,835,000.00	254,830.00	77,580,170.00	0.33%
Sub-total	4,322,586,430.00	1,337,883,545.59	2,984,702,884.41	30.95%
RLIP	7,343,000.00	3,156,352.54	4,186,647.46	42.98%
<b>TOTAL</b>	<b>4,329,929,430.00</b>	<b>1,341,039,898.13</b>	<b>2,988,889,531.87</b>	<b>30.97%</b>
<b>B. AUTOMATIC APPROPRIATIONS</b>				
<b>TOTAL, AUTOMATIC APPROPRIATIONS</b>				
PS	-	-	-	
MOOE	-	-	-	
CO	-	-	-	
Sub-total	-	-	-	
RLIP	-	-	-	
<b>TOTAL</b>	<b>-</b>	<b>-</b>	<b>-</b>	
<b>B. SPECIAL PURPOSE FUNDS</b>				
<b>TOTAL, SPECIAL PURPOSE FUND</b>				
PS	-	-	-	
MOOE	-	-	-	
CO	-	-	-	
Sub-total	-	-	-	
RLIP	-	-	-	
<b>TOTAL</b>	<b>-</b>	<b>-</b>	<b>-</b>	
<b>SUMMARY - FUND 101 CURRENT APPROPRIATIONS</b>				
PS	641,722,972.00	260,638,166.32	381,084,805.68	40.62%
MOOE	3,603,028,458.00	1,076,990,549.27	2,526,037,908.73	29.89%
FE	-	-	-	
CO	77,835,000.00	254,830.00	77,580,170.00	0.33%
Sub-total	4,322,586,430.00	1,337,883,545.59	2,984,702,884.41	30.95%
RLIP	7,343,000.00	3,156,352.54	4,186,647.46	42.98%
<b>TOTAL</b>	<b>4,329,929,430.00</b>	<b>1,341,039,898.13</b>	<b>2,988,889,531.87</b>	<b>30.97%</b>

Prepared by:

ARJAY LOPEZ  
Budget Officer II

Certified by:

RENANN M. MACAPINLAC  
Budget Officer II

FIELD OFFICE III

As of May 31, 2023

PROGRAMS/ACTIVITIES/PROJECTS	OBJECT CODE	ALLOTMENT	REALLOCATION	ADJUSTED ALLOTMENT	TOTAL OBLIGATIONS INCURRED		Unobligated Balance of Allotment	Remarks
					This Report May			
<b>CONTINUING APPROPRIATIONS</b>								
<b>Maint. &amp; Other Operating Expenses</b>								
<b>Traveling Expenses</b>		<b>193,842.00</b>	<b>878,158.00</b>	<b>771,800.00</b>	<b>133,738.56</b>	<b>298,333.84</b>	<b>473,466.16</b>	
Travel Expenses-Local	50201010 00	193,842.00	878,158.00	771,800.00	133,738.56	298,333.84	473,466.16	
Travel Expenses-Foreign	50201020 00	-	-	-	-	-	-	
<b>Training and Scholarship Expenses</b>		<b>451,280.21</b>	<b>182,643.79</b>	<b>633,924.00</b>	-	-	<b>633,924.00</b>	
Training Expenses	50202010 00	451,280.21	182,643.79	633,924.00	-	-	633,924.00	
Scholarship Expenses	50202020 00	-	-	-	-	-	-	
<b>Supplies and Materials Expenses</b>		<b>63,816.73</b>	<b>(62,016.73)</b>	<b>1,800.00</b>	-	-	<b>1,800.00</b>	
Office Supplies Expenses	50203010 00	45,328.73	(45,328.73)	-	-	-	-	
Accountable Forms Expenses	50203020 00	900.00	900.00	1,800.00	-	-	1,800.00	
Food Supplies Expenses	50203050 00	-	-	-	-	-	-	
Welfare Goods Expenses	50203060 00	-	-	-	-	-	-	
Drugs and Medicines Expenses	50203070 00	-	-	-	-	-	-	
Medical, Dental and Laboratory Supplies Exp.	50203080 00	-	-	-	-	-	-	
Gasoline, Oil and Lubricants Expenses	50203090 00	-	-	-	-	-	-	
Semi Expendable Machinery & Equipment Exp.	50203210 00	-	-	-	-	-	-	
Machinery	50203210 01	-	-	-	-	-	-	
Office Equipment	50203210 02	-	-	-	-	-	-	
ICT Equipment	50203210 03	-	-	-	-	-	-	
Communication Equipment	50203210 07	-	-	-	-	-	-	
Disaster Response & Rescue Equipment	50203210 08	-	-	-	-	-	-	
Medical Equipment	50203210 10	-	-	-	-	-	-	
Printing Equipment	50203210 11	-	-	-	-	-	-	
Other Machinery Equipment	50203210 99	-	-	-	-	-	-	
Semi Expendable Furniture, Fixtures & Books	50203220 00	-	-	-	-	-	-	
Furniture & Fixtures	50203220 01	-	-	-	-	-	-	
Books	50203220 02	-	-	-	-	-	-	
Other Supplies Expenses	50203990 00	17,588.00	(17,588.00)	-	-	-	-	
<b>Utility Expenses</b>		-	-	-	-	-	-	
Water Expenses	50204010 00	-	-	-	-	-	-	
Electricity Expenses	50204020 00	-	-	-	-	-	-	
<b>Communication Expenses</b>		<b>207,904.36</b>	<b>(87,304.36)</b>	<b>120,600.00</b>	<b>3,000.00</b>	<b>3,000.00</b>	<b>117,600.00</b>	
Postage and Deliveries	50205010 00	-	-	-	-	-	-	
Telephone Expenses-Mobile	50205020 01	207,904.36	(87,304.36)	120,600.00	3,000.00	3,000.00	117,600.00	
Telephone Expenses-Landline	50205020 02	-	-	-	-	-	-	
Internet expenses	50205030 00	-	-	-	-	-	-	
Cable, Satellite, Telegraph and Radio Expenses	50205040 00	-	-	-	-	-	-	
<b>Awards/Rewards and Prizes</b>		-	-	-	-	-	-	
Awards/Rewards Expense	50206010 00	-	-	-	-	-	-	
Prizes	50206020 00	-	-	-	-	-	-	
<b>Survey Expenses</b>	50207010 00	-	-	-	-	-	-	
<b>Extraordinary &amp; Miscellaneous Expenses</b>	50210030 00	-	-	-	-	-	-	
<b>Professional Services</b>		<b>5,874,258.56</b>	<b>(553,235.70)</b>	<b>5,321,022.86</b>	<b>502,657.24</b>	<b>1,307,383.71</b>	<b>4,013,639.15</b>	
Legal Services	50211010 00	-	-	-	-	-	-	
Auditing Services	50211020 00	-	-	-	-	-	-	
Consultancy Services	50211030 00	-	-	-	-	-	-	
Other Professional Services	50211990 00	5,874,258.56	(553,235.70)	5,321,022.86	502,657.24	1,307,383.71	4,013,639.15	
<b>General Services</b>		-	-	-	-	-	-	
Janitorial Services	50212020 00	-	-	-	-	-	-	
Security Services	50212030 00	-	-	-	-	-	-	
Other General Services	50212990 00	-	-	-	-	-	-	
<b>Repairs &amp; Maintenance</b>		-	-	-	-	-	-	
RM - Land Improvements	50213020 00	-	-	-	-	-	-	
RM - Other Infrastructure Assets	50213030 99	-	-	-	-	-	-	
RM - Buildings	50213040 00	-	-	-	-	-	-	
RM - Other Structures	50213040 99	-	-	-	-	-	-	
RM - Machinery	50213050 01	-	-	-	-	-	-	
RM - Office Equipment	50213050 02	-	-	-	-	-	-	
RM - ICT Equipment	50213050 03	-	-	-	-	-	-	
RM - Communication Equipment	50213050 07	-	-	-	-	-	-	
RM - Construction & Heavy Equipment	50213050 08	-	-	-	-	-	-	
RM - Disaster Response & Rescue Eqpt.	50213050 09	-	-	-	-	-	-	
RM - Medical Equipment	50213050 11	-	-	-	-	-	-	
RM - Printing Equipment	50213050 12	-	-	-	-	-	-	
RM - Other Machinery and Equipment	50213050 99	-	-	-	-	-	-	
RM - Motor Vehicle	50213060 01	-	-	-	-	-	-	
RM - Other Transportation Equipment	50213060 99	-	-	-	-	-	-	
RM - Furniture & Fixtures	50213070 00	-	-	-	-	-	-	
RM - Leased Assets Bldg. & Other Structures	50213080 01	-	-	-	-	-	-	
RM - Leased Assets Machinery & Other Eqpt.	50213080 99	-	-	-	-	-	-	
RM - Semi Expendable Machinery & Equipment E	50213210 00	-	-	-	-	-	-	
Machinery	50213210 01	-	-	-	-	-	-	
Office Equipment	50213210 02	-	-	-	-	-	-	
ICT Equipment	50213210 03	-	-	-	-	-	-	

PROGRAMS/ACTIVITIES/PROJECTS	OBJECT CODE	ALLOTMENT	REALLOCATION	ADJUSTED ALLOTMENT	TOTAL OBLIGATIONS INCURRED		Unobligated Balance of Allotment	Remarks
					This Report	May		
Communication Equipment	50213210 07	-	-	-	-	-	-	
Disaster Response & Rescue Equipment	50213210 08	-	-	-	-	-	-	
Medical Equipment	50213210 10	-	-	-	-	-	-	
Printing Equipment	50213210 11	-	-	-	-	-	-	
Other Machinery Equipment	50213210 99	-	-	-	-	-	-	
RM - Semi Expendable Furniture, Fixtures & Book	50213220 00	-	-	-	-	-	-	
Furniture & Fixtures	50213220 01	-	-	-	-	-	-	
Books	50213220 02	-	-	-	-	-	-	

PROGRAMS/ACTIVITIES/PROJECTS	OBJECT CODE	ALLOTMENT	REALLOCATION	ADJUSTED ALLOTMENT	TOTAL OBLIGATIONS INCURRED		Unobligated Balance of Allotment	Remarks
					This Report May			
<b>RM - Other Property, Plant and Equipment</b>	50213990 99	-	-	-	-	-	-	
<b>Financial Assistance/Subsidy</b>		-	-	-	-	-	-	
Subsidy to National Government Agencies	50214010 00	-	-	-	-	-	-	
Financial Assistance to NGAs	50214020 00	-	-	-	-	-	-	
Financial Assistance to Local Government Units	50214030 00	-	-	-	-	-	-	
Financial Assistance to NGOs/POs	50214050 00	-	-	-	-	-	-	
Subsidies - Others	50214990 00	-	-	-	-	-	-	
<b>Taxes, Insurance Premiums and Other Fees</b>		-	-	-	-	-	-	
Taxes, Duties and Licenses	50215010 00	-	-	-	-	-	-	
Fidelity Bond Premiums	50215020 00	-	-	-	-	-	-	
Insurance Expenses	50215030 00	-	-	-	-	-	-	
<b>Labor and Wages</b>	50216010 00	-	-	-	-	-	-	
<b>Other Maintenance and Operating Expenses</b>		58,245.00	(58,245.00)	-	-	-	-	
Advertising Expense	50299010 00	56,970.00	(56,970.00)	-	-	-	-	
Printing & Publication Expenses	50299020 00	-	-	-	-	-	-	
Representation Expenses	50299030 00	1,275.00	(1,275.00)	-	-	-	-	
Transportation and Delivery Expenses	50299040 00	-	-	-	-	-	-	
Rents - Buildings & Structures	50299050 01	-	-	-	-	-	-	
Rents - Land	50299050 02	-	-	-	-	-	-	
Rents - Motor Vehicles	50299050 03	-	-	-	-	-	-	
Rents - Equipment	50299050 04	-	-	-	-	-	-	
Rents - Living Quarters	50299050 05	-	-	-	-	-	-	
Membership Dues & Cont. to Organizations	50299060 00	-	-	-	-	-	-	
Subscription Expenses	50299070 00	-	-	-	-	-	-	
Donations	50299080 00	-	-	-	-	-	-	
Other MOOE	50299990 99	-	-	-	-	-	-	
<b>Sub-total, MOOE</b>		6,849,146.86	-	6,849,146.86	639,395.80	1,608,717.55	5,240,429.31	
<b>TOTAL, PS, MOOE, FE &amp; Capital Outlay</b>		6,849,146.86	-	6,849,146.86	639,395.80	1,608,717.55	5,240,429.31	
<b>Total, Regular Appropriations</b>		6,849,146.86	-	6,849,146.86	639,395.80	1,608,717.55	5,240,429.31	
<b>310100300003000</b>								
<b>AF KC NCCDP (Additional Financing for KALAH-CIDSS NCCDP)</b>								
<b>Maint. &amp; Other Operating Expenses</b>								
<b>Traveling Expenses</b>		185,842.00	578,158.00	764,000.00	133,738.56	298,333.84	465,666.16	
Travel Expenses-Local	50201010 00	185,842.00	578,158.00	764,000.00	133,738.56	298,333.84	465,666.16	
Travel Expenses-Foreign	50201020 00	-	-	-	-	-	-	
<b>Training and Scholarship Expenses</b>		451,280.21	182,643.79	633,924.00	-	-	633,924.00	
Training Expenses	50202010 00	451,280.21	182,643.79	633,924.00	-	-	633,924.00	
Scholarship Expenses	50202020 00	-	-	-	-	-	-	
<b>Supplies and Materials Expenses</b>		63,816.73	(62,016.73)	1,800.00	-	-	1,800.00	
Office Supplies Expenses	50203010 00	45,328.73	(45,328.73)	-	-	-	-	
Accountable Forms Expenses	50203020 00	900.00	900.00	1,800.00	-	-	1,800.00	
Food Supplies Expenses	50203050 00	-	-	-	-	-	-	
Welfare Goods Expenses	50203060 00	-	-	-	-	-	-	
Drugs and Medicines Expenses	50203070 00	-	-	-	-	-	-	
Medical, Dental and Laboratory Supplies Exp.	50203080 00	-	-	-	-	-	-	
Gasoline, Oil and Lubricants Expenses	50203090 00	-	-	-	-	-	-	
Semi Expendable Machinery & Equipment Exp.	50203210 00	-	-	-	-	-	-	
Machinery	50203210 01	-	-	-	-	-	-	
Office Equipment	50203210 02	-	-	-	-	-	-	
ICT Equipment	50203210 03	-	-	-	-	-	-	
Communication Equipment	50203210 07	-	-	-	-	-	-	
Disaster Response & Rescue Equipment	50203210 08	-	-	-	-	-	-	
Medical Equipment	50203210 10	-	-	-	-	-	-	
Printing Equipment	50203210 11	-	-	-	-	-	-	
Other Machinery Equipment	50203210 99	-	-	-	-	-	-	
Semi Expendable Furniture, Fixtures & Books	50203220 00	-	-	-	-	-	-	
Furniture & Fixtures	50203220 01	-	-	-	-	-	-	
Books	50203220 02	-	-	-	-	-	-	
Other Supplies Expenses	50203990 00	17,588.00	(17,588.00)	-	-	-	-	
<b>Utility Expenses</b>		-	-	-	-	-	-	
Water Expenses	50204010 00	-	-	-	-	-	-	
Electricity Expenses	50204020 00	-	-	-	-	-	-	
<b>Communication Expenses</b>		207,904.36	(87,304.36)	120,600.00	3,000.00	3,000.00	117,600.00	
Postage and Deliveries	50205010 00	-	-	-	-	-	-	
Telephone Expenses-Mobile	50205020 01	207,904.36	(87,304.36)	120,600.00	3,000.00	3,000.00	117,600.00	
Telephone Expenses-Landline	50205020 02	-	-	-	-	-	-	
Internet expenses	50205030 00	-	-	-	-	-	-	
Cable, Satellite, Telegraph and Radio Expenses	50205040 00	-	-	-	-	-	-	
<b>Awards/Rewards and Prizes</b>		-	-	-	-	-	-	
Awards/Rewards Expense	50206010 00	-	-	-	-	-	-	
Prizes	50206020 00	-	-	-	-	-	-	

PROGRAMS/ACTIVITIES/PROJECTS	OBJECT CODE	ALLOTMENT	REALLOCATION	ADJUSTED ALLOTMENT	TOTAL OBLIGATIONS INCURRED		Unobligated Balance of Allotment	Remarks
					This Report May			
Survey Expenses	50207010 00	-	-	-	-	-	-	
Extraordinary & Miscellaneous Expenses	50210030 00	-	-	-	-	-	-	
<b>Professional Services</b>		<b>6,874,268.86</b>	<b>(563,235.70)</b>	<b>6,321,022.86</b>	<b>602,657.24</b>	<b>1,307,383.71</b>	<b>4,013,639.15</b>	
Legal Services	50211010 00	-	-	-	-	-	-	
Auditing Services	50211020 00	-	-	-	-	-	-	
Consultancy Services	50211030 00	-	-	-	-	-	-	
Other Professional Services	50211990 00	6,874,268.86	(563,235.70)	6,321,022.86	602,657.24	1,307,383.71	4,013,639.15	
<b>General Services</b>		-	-	-	-	-	-	
Janitorial Services	50212020 00	-	-	-	-	-	-	
Security Services	50212030 00	-	-	-	-	-	-	
Other General Services	50212990 00	-	-	-	-	-	-	
<b>Labor and Wages</b>	50216010 00	-	-	-	-	-	-	
<b>Other Maintenance and Operating Expenses</b>		<b>68,245.00</b>	<b>(68,245.00)</b>	-	-	-	-	
Advertising Expense	50299010 00	58,970.00	(58,970.00)	-	-	-	-	
Printing & Publication Expenses	50299020 00	-	-	-	-	-	-	
Representation Expenses	50299030 00	1,275.00	(1,275.00)	-	-	-	-	
Transportation and Delivery Expenses	50299040 00	-	-	-	-	-	-	
Rents - Buildings & Structures	50299050 01	-	-	-	-	-	-	
Rents - Land	50299050 02	-	-	-	-	-	-	
Rents - Motor Vehicles	50299050 03	-	-	-	-	-	-	
Rents - Equipment	50299050 04	-	-	-	-	-	-	
Rents - Living Quarters	50299050 05	-	-	-	-	-	-	
Membership Dues & Cont. to Organizations	50299060 00	-	-	-	-	-	-	
Subscription Expenses	50299070 00	-	-	-	-	-	-	
Donations	50299080 00	-	-	-	-	-	-	
Other MOOE	50299990 99	-	-	-	-	-	-	
<b>Sub-total, MOOE</b>		<b>6,841,346.86</b>	<b>-</b>	<b>6,841,346.86</b>	<b>639,395.80</b>	<b>1,608,717.55</b>	<b>5,232,629.31</b>	
<b>TOTAL, PS, MOOE, FE &amp; Capital Outlay</b>		<b>6,841,346.86</b>	<b>-</b>	<b>6,841,346.86</b>	<b>639,395.80</b>	<b>1,608,717.55</b>	<b>5,232,629.31</b>	
<b>Total, AF KC NCDDP</b>		<b>6,841,346.86</b>	<b>-</b>	<b>6,841,346.86</b>	<b>639,395.80</b>	<b>1,608,717.55</b>	<b>5,232,629.31</b>	
<b>F.O CONTINUING</b>								
<b>02101151 - GoP Counterpart Funds</b>								
<b>Maint. &amp; Other Operating Expenses</b>								
<b>Traveling Expenses</b>		<b>185,842.00</b>	<b>578,158.00</b>	<b>764,000.00</b>	<b>133,738.56</b>	<b>298,333.84</b>	<b>465,666.16</b>	
Travel Expenses-Local	50201010 00	185,842.00	578,158.00	764,000.00	133,738.56	298,333.84	465,666.16	
Travel Expenses-Foreign	50201020 00	-	-	-	-	-	-	
<b>Training and Scholarship Expenses</b>		<b>451,280.21</b>	<b>182,643.79</b>	<b>633,924.00</b>	<b>-</b>	<b>-</b>	<b>633,924.00</b>	
Training Expenses	50202010 00	451,280.21	182,643.79	633,924.00	-	-	633,924.00	
Scholarship Expenses	50202020 00	-	-	-	-	-	-	
<b>Supplies and Materials Expenses</b>		<b>63,816.73</b>	<b>(62,016.73)</b>	<b>1,800.00</b>	<b>-</b>	<b>-</b>	<b>1,800.00</b>	
Office Supplies Expenses	50203010 00	45,328.73	(45,328.73)	-	-	-	-	
Accountable Forms Expenses	50203020 00	900.00	900.00	1,800.00	-	-	1,800.00	
Food Supplies Expenses	50203050 00	-	-	-	-	-	-	
Welfare Goods Expenses	50203060 00	-	-	-	-	-	-	
Drugs and Medicines Expenses	50203070 00	-	-	-	-	-	-	
Medical, Dental and Laboratory Supplies Exp.	50203080 00	-	-	-	-	-	-	
Gasoline, Oil and Lubricants Expenses	50203090 00	-	-	-	-	-	-	
Semi Expendable Machinery & Equipment Exp.	50203210 00	-	-	-	-	-	-	
Machinery	50203210 01	-	-	-	-	-	-	
Office Equipment	50203210 02	-	-	-	-	-	-	
ICT Equipment	50203210 03	-	-	-	-	-	-	
Communication Equipment	50203210 07	-	-	-	-	-	-	
Disaster Response & Rescue Equipment	50203210 08	-	-	-	-	-	-	
Medical Equipment	50203210 10	-	-	-	-	-	-	
Printing Equipment	50203210 11	-	-	-	-	-	-	
Other Machinery Equipment	50203210 99	-	-	-	-	-	-	
Semi Expendable Furniture, Fixtures & Books	50203220 00	-	-	-	-	-	-	
Furniture & Fixtures	50203220 01	-	-	-	-	-	-	
Books	50203220 02	-	-	-	-	-	-	
Other Supplies Expenses	50203990 00	17,588.00	(17,588.00)	-	-	-	-	
<b>Utility Expenses</b>		<b>-</b>	<b>-</b>	<b>-</b>	<b>-</b>	<b>-</b>	<b>-</b>	
Water Expenses	50204010 00	-	-	-	-	-	-	
Electricity Expenses	50204020 00	-	-	-	-	-	-	
<b>Communication Expenses</b>		<b>207,904.36</b>	<b>(87,304.36)</b>	<b>120,600.00</b>	<b>3,000.00</b>	<b>3,000.00</b>	<b>117,600.00</b>	
Postage and Deliveries	50205010 00	-	-	-	-	-	-	
Telephone Expenses-Mobile	50205020 01	207,904.36	(87,304.36)	120,600.00	3,000.00	3,000.00	117,600.00	
Telephone Expenses-Landline	50205020 02	-	-	-	-	-	-	
Internet expenses	50205030 00	-	-	-	-	-	-	
Cable, Satellite, Telegraph and Radio Expenses	50205040 00	-	-	-	-	-	-	
<b>Awards/Rewards and Prizes</b>		<b>-</b>	<b>-</b>	<b>-</b>	<b>-</b>	<b>-</b>	<b>-</b>	
Awards/Rewards Expense	50206010 00	-	-	-	-	-	-	
Rewards & Incentives	50206010 02	-	-	-	-	-	-	
Prizes	50206020 00	-	-	-	-	-	-	
<b>Survey Expenses</b>	50207010 00	-	-	-	-	-	-	



PROGRAMS/ACTIVITIES/PROJECTS	OBJECT CODE	ALLOTMENT	REALLOCATION	ADJUSTED ALLOTMENT	TOTAL OBLIGATIONS INCURRED		Unobligated Balance of Allotment	Remarks
					This Report May			
<b>Extraordinary &amp; Miscellaneous Expenses</b>	50210030 00	-	-	-	-	-	-	
<b>Professional Services</b>		<b>8,827,294.87</b>	<b>(583,235.70)</b>	<b>4,974,059.17</b>	<b>602,657.24</b>	<b>1,307,383.71</b>	<b>3,666,675.46</b>	
Legal Services	50211010 00	-	-	-	-	-	-	
Auditing Services	50211020 00	-	-	-	-	-	-	
Consultancy Services	50211030 00	-	-	-	-	-	-	
Other Professional Services	50211990 00	<b>8,827,294.87</b>	<b>(583,235.70)</b>	<b>4,974,059.17</b>	<b>502,657.24</b>	<b>1,307,383.71</b>	<b>3,666,675.46</b>	
<b>General Services</b>		-	-	-	-	-	-	
Janitorial Services	50212020 00	-	-	-	-	-	-	
Security Services	50212030 00	-	-	-	-	-	-	
Other General Services	50212990 00	-	-	-	-	-	-	
<b>Other Maintenance and Operating Expenses</b>		<b>58,245.00</b>	<b>(58,245.00)</b>	-	-	-	-	
Advertising Expense	50299010 00	<b>58,970.00</b>	<b>(58,970.00)</b>	-	-	-	-	
Printing & Publication Expenses	50299020 00	-	-	-	-	-	-	
Representation Expenses	50299030 00	<b>1,275.00</b>	<b>(1,275.00)</b>	-	-	-	-	
Transportation and Delivery Expenses	50299040 00	-	-	-	-	-	-	
Rents - Buildings & Structures	50299050 01	-	-	-	-	-	-	
Rents - Land	50299050 02	-	-	-	-	-	-	
Rents - Motor Vehicles	50299050 03	-	-	-	-	-	-	
Rents - Equipment	50299050 04	-	-	-	-	-	-	
Rents - Living Quarters	50299050 05	-	-	-	-	-	-	
Membership Dues & Cont. to Organizations	50299060 00	-	-	-	-	-	-	
Subscription Expenses	50299070 00	-	-	-	-	-	-	
Donations	50299080 00	-	-	-	-	-	-	
Other MOOE	50299990 99	-	-	-	-	-	-	
<b>Sub-total, MOOE</b>		<b>6,494,383.17</b>	<b>-</b>	<b>6,494,383.17</b>	<b>639,395.80</b>	<b>1,608,717.55</b>	<b>4,885,665.62</b>	
<b>TOTAL, PS, MOOE, FE &amp; Capital Outlay</b>		<b>6,494,383.17</b>	<b>-</b>	<b>6,494,383.17</b>	<b>639,395.80</b>	<b>1,608,717.55</b>	<b>4,885,665.62</b>	
<b>Total, AF-GOP FO CONTINUING</b>		<b>6,494,383.17</b>	<b>-</b>	<b>6,494,383.17</b>	<b>639,395.80</b>	<b>1,608,717.55</b>	<b>4,885,665.62</b>	
<b>C.O CONTINUING</b>								
<b>02101151 - GoP Counterpart Funds</b>								
<b>Maint. &amp; Other Operating Expenses</b>								
<b>Traveling Expenses</b>		-	-	-	-	-	-	
Travel Expenses-Local	50201010 00	-	-	-	-	-	-	
Travel Expenses-Foreign	50201020 00	-	-	-	-	-	-	
<b>Training and Scholarship Expenses</b>		-	-	-	-	-	-	
Training Expenses	50202010 00	-	-	-	-	-	-	
Scholarship Expenses	50202020 00	-	-	-	-	-	-	
<b>Professional Services</b>		<b>346,963.69</b>	<b>-</b>	<b>346,963.69</b>	<b>-</b>	<b>-</b>	<b>346,963.69</b>	
Legal Services	50211010 00	-	-	-	-	-	-	
Auditing Services	50211020 00	-	-	-	-	-	-	
Consultancy Services	50211030 00	-	-	-	-	-	-	
Other Professional Services	50211990 00	<b>346,963.69</b>	<b>-</b>	<b>346,963.69</b>	<b>-</b>	<b>-</b>	<b>346,963.69</b>	
<b>General Services</b>		-	-	-	-	-	-	
Janitorial Services	50212020 00	-	-	-	-	-	-	
Security Services	50212030 00	-	-	-	-	-	-	
Other General Services	50212990 00	-	-	-	-	-	-	
<b>Other Maintenance and Operating Expenses</b>		-	-	-	-	-	-	
Advertising Expense	50299010 00	-	-	-	-	-	-	
Printing & Publication Expenses	50299020 00	-	-	-	-	-	-	
Representation Expenses	50299030 00	-	-	-	-	-	-	
Transportation and Delivery Expenses	50299040 00	-	-	-	-	-	-	
Rents - Buildings & Structures	50299050 01	-	-	-	-	-	-	
Rents - Land	50299050 02	-	-	-	-	-	-	
Rents - Motor Vehicles	50299050 03	-	-	-	-	-	-	
Rents - Equipment	50299050 04	-	-	-	-	-	-	
Rents - Living Quarters	50299050 05	-	-	-	-	-	-	
Membership Dues & Cont. to Organizations	50299060 00	-	-	-	-	-	-	
Subscription Expenses	50299070 00	-	-	-	-	-	-	
Donations	50299080 00	-	-	-	-	-	-	
Other MOOE	50299990 99	-	-	-	-	-	-	
<b>Sub-total, MOOE</b>		<b>346,963.69</b>	<b>-</b>	<b>346,963.69</b>	<b>-</b>	<b>-</b>	<b>346,963.69</b>	
<b>TOTAL, PS, MOOE, FE &amp; Capital Outlay</b>		<b>346,963.69</b>	<b>-</b>	<b>346,963.69</b>	<b>-</b>	<b>-</b>	<b>346,963.69</b>	
<b>Add: Life and Retirement Insurance Cont.</b>	50103010 00	-	-	-	-	-	-	
<b>Total, AF-GOP CO CONTINUING</b>		<b>346,963.69</b>	<b>-</b>	<b>346,963.69</b>	<b>-</b>	<b>-</b>	<b>346,963.69</b>	
<b>C.O CONTINUING</b>								
<b>310100300004000</b>								
<b>Beneficiary FIRST (Fast, Innovative and Responsive Service Transformation) (Emergency Social Protection Project)</b>								

PROGRAMS/ACTIVITIES/PROJECTS	OBJECT CODE	ALLOTMENT	REALLOCATION	ADJUSTED ALLOTMENT	TOTAL OBLIGATIONS INCURRED		Unobligated Balance of Allotment	Remarks
					This Report	May		
<b>Maint. &amp; Other Operating Expenses</b>								
<b>Traveling Expenses</b>		<b>7,800.00</b>	-	<b>7,800.00</b>	-	-	<b>7,800.00</b>	
Travel Expenses-Local	50201010 00	7,800.00		7,800.00		-	7,800.00	
Travel Expenses-Foreign	50201020 00	-	-	-		-	-	
<b>Training and Scholarship Expenses</b>		-	-	-	-	-	-	
Training Expenses	50202010 00			-		-	-	
Scholarship Expenses	50202020 00	-	-	-		-	-	
Add: Life and Retirement Insurance Cont.	50103010 00					-	-	
<b>Total, BFIRST</b>		<b>7,800.00</b>	-	<b>7,800.00</b>	-	-	<b>7,800.00</b>	

Prepared by :

  
**HAIZEL L. CASTAÑEDA**  
 Financial Analyst II

Reviewed by :

  
**ARJAY G. LOPEZ**  
 Budget Officer II

Certified by :

  
**RENANN M. MACAPINLAC**  
 Budget Officer III

FIELD OFFICE III

As of May 31, 2023

PROGRAMS/ACTIVITIES/PROJECTS	OBJECT CODE	ALLOTMENT	REALLOCATION	ADJUSTED ALLOTMENT	TOTAL OBLIGATIONS INCURRED		Unobligated Balance of Allotment	Remarks
					This Report May			
<b>CURRENT APPROPRIATIONS</b>								
<b>Maint. &amp; Other Operating Expenses</b>								
<b>Traveling Expenses</b>		<b>878,000.00</b>	-	<b>878,000.00</b>	-	-	<b>878,000.00</b>	
Travel Expenses-Local	50201010 00	878,000.00	-	878,000.00	-	-	878,000.00	
Travel Expenses-Foreign	50201020 00	-	-	-	-	-	-	
<b>Training and Scholarship Expenses</b>		<b>3,380,911.31</b>	-	<b>3,380,911.31</b>	<b>694,748.00</b>	<b>2,686,148.00</b>	<b>825,763.31</b>	
Training Expenses	50202010 00	3,380,911.31	-	3,380,911.31	694,748.00	2,686,148.00	825,763.31	
Scholarship Expenses	50202020 00	-	-	-	-	-	-	
<b>Supplies and Materials Expenses</b>		<b>721,341.65</b>	-	<b>721,341.65</b>	-	-	<b>721,341.65</b>	
Office Supplies Expenses	50203010 00	601,341.65	-	601,341.65	-	-	601,341.65	
Accountable Forms Expenses	50203020 00	-	-	-	-	-	-	
Food Supplies Expenses	50203050 00	-	-	-	-	-	-	
Welfare Goods Expenses	50203080 00	-	-	-	-	-	-	
Drugs and Medicines Expenses	50203070 00	-	-	-	-	-	-	
Medical, Dental and Laboratory Supplies Exp.	50203080 00	-	-	-	-	-	-	
Gasoline, Oil and Lubricants Expenses	50203090 00	-	-	-	-	-	-	
Semi Expendable Machinery & Equipment Exp.	50203210 00	-	-	-	-	-	-	
Machinery	50203210 01	-	-	-	-	-	-	
Office Equipment	50203210 02	-	-	-	-	-	-	
ICT Equipment	50203210 03	220,000.00	-	220,000.00	-	-	220,000.00	
Communication Equipment	50203210 07	-	-	-	-	-	-	
Disaster Response & Rescue Equipment	50203210 08	-	-	-	-	-	-	
Medical Equipment	50203210 10	-	-	-	-	-	-	
Printing Equipment	50203210 11	-	-	-	-	-	-	
Other Machinery Equipment	50203210 99	-	-	-	-	-	-	
Semi Expendable Furniture, Fixtures & Books	50203220 00	-	-	-	-	-	-	
Furniture & Fixtures	50203220 01	-	-	-	-	-	-	
Books	50203220 02	-	-	-	-	-	-	
Other Supplies Expenses	50203990 00	-	-	-	-	-	-	
<b>Utility Expenses</b>		<b>84,000.00</b>	-	<b>84,000.00</b>	<b>15,170.50</b>	<b>58,561.29</b>	<b>25,438.71</b>	
Water Expenses	50204010 00	24,000.00	-	24,000.00	-	-	24,000.00	
Electricity Expenses	50204020 00	60,000.00	-	60,000.00	15,170.50	58,561.29	1,438.71	
<b>Communication Expenses</b>		<b>673,800.00</b>	-	<b>673,800.00</b>	-	-	<b>673,800.00</b>	
Postage and Deliveries	50205010 00	-	-	-	-	-	-	
Telephone Expenses-Mobile	50205020 01	673,800.00	-	673,800.00	-	-	673,800.00	
Telephone Expenses-Landline	50205020 02	-	-	-	-	-	-	
Internet expenses	50205030 00	-	-	-	-	-	-	
Cable, Satellite, Telegraph and Radio Expenses	50205040 00	-	-	-	-	-	-	
<b>Awards/Rewards and Prizes</b>		-	-	-	-	-	-	
Awards/Rewards Expense	50206010 00	-	-	-	-	-	-	
Prizes	50206020 00	-	-	-	-	-	-	
<b>Survey Expenses</b>		-	-	-	-	-	-	
Survey Expenses	50207010 00	-	-	-	-	-	-	
<b>Extraordinary &amp; Miscellaneous Expenses</b>		-	-	-	-	-	-	
<b>Professional Services</b>		<b>33,561,320.92</b>	-	<b>33,561,320.92</b>	<b>957,961.16</b>	<b>6,080,232.54</b>	<b>27,481,088.38</b>	
Legal Services	50211010 00	7,030,443.14	-	7,030,443.14	-	-	7,030,443.14	
Auditing Services	50211020 00	-	-	-	-	-	-	
Consultancy Services	50211030 00	-	-	-	-	-	-	
Other Professional Services	50211990 00	26,530,877.78	-	26,530,877.78	957,961.16	6,080,232.54	20,450,645.24	
<b>General Services</b>		-	-	-	-	-	-	
Janitorial Services	50212020 00	-	-	-	-	-	-	
Security Services	50212030 00	-	-	-	-	-	-	
Other General Services	50212990 00	-	-	-	-	-	-	
<b>Financial Assistance/Subsidy</b>		-	-	-	-	-	-	
Subsidy to National Government Agencies	50214010 00	-	-	-	-	-	-	
Financial Assistance to NGAs	50214020 00	-	-	-	-	-	-	
Financial Assistance to Local Government Units	50214030 00	-	-	-	-	-	-	
Financial Assistance to NGOs/POs	50214050 00	-	-	-	-	-	-	
Subsidies - Others	50214990 00	-	-	-	-	-	-	
<b>Taxes, Insurance Premiums and Other Fees</b>		<b>125,000.00</b>	-	<b>125,000.00</b>	-	-	<b>125,000.00</b>	
Taxes, Duties and Licenses	50215010 00	-	-	-	-	-	-	
Fidelity Bond Premiums	50215020 00	125,000.00	-	125,000.00	-	-	125,000.00	
Insurance Expenses	50215030 00	-	-	-	-	-	-	
<b>Labor and Wages</b>		-	-	-	-	-	-	
Labor and Wages	50216010 00	-	-	-	-	-	-	
<b>Other Maintenance and Operating Expenses</b>		<b>180,000.00</b>	-	<b>180,000.00</b>	-	<b>27,225.00</b>	<b>152,775.00</b>	
Advertising Expense	50299010 00	-	-	-	-	-	-	
Printing & Publication Expenses	50299020 00	-	-	-	-	-	-	
Representation Expenses	50299030 00	180,000.00	-	180,000.00	-	27,225.00	152,775.00	
Transportation and Delivery Expenses	50299040 00	-	-	-	-	-	-	
Rents - Buildings & Structures	50299050 01	-	-	-	-	-	-	
Rents - Land	50299050 02	-	-	-	-	-	-	
Rents - Motor Vehicles	50299050 03	-	-	-	-	-	-	
Rents - Equipment	50299050 04	-	-	-	-	-	-	
Rents - Living Quarters	50299050 05	-	-	-	-	-	-	

PROGRAMS/ACTIVITIES/PROJECTS	OBJECT CODE	ALLOTMENT	REALLOCATION	ADJUSTED ALLOTMENT	TOTAL OBLIGATIONS INCURRED		Unobligated Balance of Allotment	Remarks
					This Report May			
Membership Dues & Cont. to Organizations	50299060 00	-	-	-	-	-	-	
Subscription Expenses	50299070 00	-	-	-	-	-	-	
Donations	50299080 00	-	-	-	-	-	-	
Other MOOE	50299990 99	-	-	-	-	-	-	
<b>Sub-total, MOOE</b>		<b>39,302,373.88</b>	<b>-</b>	<b>39,302,373.88</b>	<b>1,567,879.66</b>	<b>8,721,166.83</b>	<b>30,561,207.05</b>	
<b>Capital Outlays</b>								
Land Outlay	50604010 01	-	-	-	-	-	-	
Land Improvements Outlay	50604020 99	-	-	-	-	-	-	
Buildings & Structure Outlay		-	-	-	-	-	-	
Buildings	50604040 01	-	-	-	-	-	-	
Other Structures	50604040 99	-	-	-	-	-	-	
Machinery & Equipment Outlay		<b>560,000.00</b>	<b>-</b>	<b>560,000.00</b>	<b>-</b>	<b>-</b>	<b>560,000.00</b>	
Machinery	50604050 01	-	-	-	-	-	-	
Office Equipment	50604050 02	-	-	-	-	-	-	
Info. and Communication Technology Eqpt.	50604050 03	<b>560,000.00</b>	<b>-</b>	<b>560,000.00</b>	<b>-</b>	<b>-</b>	<b>560,000.00</b>	
Communication Equipment	50604050 07	-	-	-	-	-	-	
Disaster Response & Rescue Equipment	50604050 09	-	-	-	-	-	-	
Medical Equipment	50604050 11	-	-	-	-	-	-	
Printing Equipment	50604050 12	-	-	-	-	-	-	
Other Machinery and Equipment, etc.	50604050 99	-	-	-	-	-	-	
Transportation Equipment		-	-	-	-	-	-	
Motor Vehicles	50604060 01	-	-	-	-	-	-	
Other Transportation Equipment, etc.	50604060 99	-	-	-	-	-	-	
Furniture & Books Outlay		-	-	-	-	-	-	
Furniture & Fixtures	50604070 01	-	-	-	-	-	-	
Books	50604070 02	-	-	-	-	-	-	
Other Property, Plant and Equipment	50604090 99	-	-	-	-	-	-	
Intangible Outlay		-	-	-	-	-	-	
Patents/Copyrights	50606010 00	-	-	-	-	-	-	
Computer Software	50606020 00	-	-	-	-	-	-	
<b>Sub-total, Capital Outlay</b>		<b>560,000.00</b>	<b>-</b>	<b>560,000.00</b>	<b>-</b>	<b>-</b>	<b>560,000.00</b>	
<b>TOTAL, PS, MOOE, FE &amp; Capital Outlay</b>		<b>39,862,373.88</b>	<b>-</b>	<b>39,862,373.88</b>	<b>1,567,879.66</b>	<b>8,721,166.83</b>	<b>31,141,207.05</b>	
<b>Total, Regular Appropriations</b>		<b>39,862,373.88</b>	<b>-</b>	<b>39,862,373.88</b>	<b>1,567,879.66</b>	<b>8,721,166.83</b>	<b>31,141,207.05</b>	
<b>310100300003000</b>								
<b>AF KC NCDDP (Additional Financing for KALAH-CIDSS NCDDP) GOP</b>								
<b>Maint. &amp; Other Operating Expenses</b>								
Traveling Expenses		-	-	-	-	-	-	
Travel Expenses-Local	50201010 00	-	-	-	-	-	-	
Travel Expenses-Foreign	50201020 00	-	-	-	-	-	-	
Training and Scholarship Expenses		<b>2,779,711.31</b>	<b>-</b>	<b>2,779,711.31</b>	<b>594,748.00</b>	<b>2,555,148.00</b>	<b>224,563.31</b>	
Training Expenses	50202010 00	<b>2,779,711.31</b>	<b>-</b>	<b>2,779,711.31</b>	<b>594,748.00</b>	<b>2,555,148.00</b>	<b>224,563.31</b>	
Scholarship Expenses	50202020 00	-	-	-	-	-	-	
Supplies and Materials Expenses		<b>380,000.00</b>	<b>-</b>	<b>380,000.00</b>	<b>-</b>	<b>-</b>	<b>380,000.00</b>	
Office Supplies Expenses	50203010 00	<b>380,000.00</b>	<b>-</b>	<b>380,000.00</b>	<b>-</b>	<b>-</b>	<b>380,000.00</b>	
Accountable Forms Expenses	50203020 00	-	-	-	-	-	-	
Food Supplies Expenses	50203050 00	-	-	-	-	-	-	
Welfare Goods Expenses	50203060 00	-	-	-	-	-	-	
Drugs and Medicines Expenses	50203070 00	-	-	-	-	-	-	
Medical, Dental and Laboratory Supplies Exp.	50203080 00	-	-	-	-	-	-	
Gasoline, Oil and Lubricants Expenses	50203090 00	-	-	-	-	-	-	
Semi Expendable Machinery & Equipment Exp.	50203210 00	-	-	-	-	-	-	
Machinery	50203210 01	-	-	-	-	-	-	
Office Equipment	50203210 02	-	-	-	-	-	-	
ICT Equipment	50203210 03	-	-	-	-	-	-	
Communication Equipment	50203210 07	-	-	-	-	-	-	
Disaster Response & Rescue Equipment	50203210 08	-	-	-	-	-	-	
Medical Equipment	50203210 10	-	-	-	-	-	-	
Printing Equipment	50203210 11	-	-	-	-	-	-	
Other Machinery Equipment	50203210 99	-	-	-	-	-	-	
Semi Expendable Furniture, Fixtures & Books	50203220 00	-	-	-	-	-	-	
Furniture & Fixtures	50203220 01	-	-	-	-	-	-	
Books	50203220 02	-	-	-	-	-	-	
Other Supplies Expenses	50203990 00	-	-	-	-	-	-	
Utility Expenses		<b>84,000.00</b>	<b>-</b>	<b>84,000.00</b>	<b>15,170.50</b>	<b>58,561.29</b>	<b>25,438.71</b>	
Water Expenses	50204010 00	<b>24,000.00</b>	<b>-</b>	<b>24,000.00</b>	<b>-</b>	<b>-</b>	<b>24,000.00</b>	
Electricity Expenses	50204020 00	<b>60,000.00</b>	<b>-</b>	<b>60,000.00</b>	<b>15,170.50</b>	<b>58,561.29</b>	<b>1,438.71</b>	
Communication Expenses		<b>526,200.00</b>	<b>-</b>	<b>526,200.00</b>	<b>-</b>	<b>-</b>	<b>526,200.00</b>	

PROGRAMS/ACTIVITIES/PROJECTS	OBJECT CODE	ALLOTMENT	REALLOCATION	ADJUSTED ALLOTMENT	TOTAL OBLIGATIONS INCURRED		Unobligated Balance of Allotment	Rema
					This Report May			
Postage and Deliveries	50205010 00	-	-	-	-	-	-	-
Telephone Expenses-Mobile	50205020 01	626,200.00	-	626,200.00	-	-	626,200.00	-
Telephone Expenses-Landline	50205020 02	-	-	-	-	-	-	-
Internet expenses	50205030 00	-	-	-	-	-	-	-
Cable, Satellite, Telegraph and Radio Expenses	50205040 00	-	-	-	-	-	-	-
<b>Awards/Rewards and Prizes</b>								
Awards/Rewards Expense	50200010 00	-	-	-	-	-	-	-
Prizes	50200020 00	-	-	-	-	-	-	-
<b>Survey Expenses</b>	50207010 00	-	-	-	-	-	-	-
<b>Extraordinary &amp; Miscellaneous Expenses</b>	50210030 00	-	-	-	-	-	-	-
<b>Professional Services</b>		26,530,877.78	-	26,530,877.78	957,961.16	6,080,232.64	20,450,646.24	-
Legal Services	50211010 00	-	-	-	-	-	-	-
Auditing Services	50211020 00	-	-	-	-	-	-	-
Consultancy Services	50211030 00	-	-	-	-	-	-	-
Other Professional Services	50211990 00	26,530,877.78	-	26,530,877.78	957,961.16	6,080,232.64	20,450,646.24	-
<b>General Services</b>								
Janitorial Services	50212020 00	-	-	-	-	-	-	-
Security Services	50212030 00	-	-	-	-	-	-	-
Other General Services	50212990 00	-	-	-	-	-	-	-
<b>Financial Assistance/Subsidy</b>								
Subsidy to National Government Agencies	50214010 00	-	-	-	-	-	-	-
Financial Assistance to NGAs	50214020 00	-	-	-	-	-	-	-
Financial Assistance to Local Government Units	50214030 00	-	-	-	-	-	-	-
Financial Assistance to NGOs/POs	50214050 00	-	-	-	-	-	-	-
Subsidies - Others	50214990 00	-	-	-	-	-	-	-
<b>Taxes, Insurance Premiums and Other Fees</b>		125,000.00	-	125,000.00	-	-	125,000.00	-
Taxes, Duties and Licenses	50215010 00	-	-	-	-	-	-	-
Fidelity Bond Premiums	50215020 00	125,000.00	-	125,000.00	-	-	125,000.00	-
Insurance Expenses	50215030 00	-	-	-	-	-	-	-
<b>Labor and Wages</b>	50216010 00	-	-	-	-	-	-	-
<b>Other Maintenance and Operating Expenses</b>		180,000.00	-	180,000.00	-	27,225.00	152,775.00	-
Advertising Expense	50299010 00	-	-	-	-	-	-	-
Printing & Publication Expenses	50299020 00	-	-	-	-	-	-	-
Representation Expenses	50299030 00	180,000.00	-	180,000.00	-	27,225.00	152,775.00	-
Transportation and Delivery Expenses	50299040 00	-	-	-	-	-	-	-
Rents - Buildings & Structures	50299050 01	-	-	-	-	-	-	-
Rents - Land	50299050 02	-	-	-	-	-	-	-
Rents - Motor Vehicles	50299050 03	-	-	-	-	-	-	-
Rents - Equipment	50299050 04	-	-	-	-	-	-	-
Rents - Living Quarters	50299050 05	-	-	-	-	-	-	-
Membership Dues & Cont. to Organizations	50299060 00	-	-	-	-	-	-	-
Subscription Expenses	50299070 00	-	-	-	-	-	-	-
Donations	50299080 00	-	-	-	-	-	-	-
Other MOOE	50299990 99	-	-	-	-	-	-	-
<b>Sub-total, MOOE</b>		30,605,789.09	-	30,605,789.09	1,567,879.66	8,721,166.83	21,884,622.26	-
<b>TOTAL, PS, MOOE, FE &amp; Capital Outlay</b>		30,605,789.09	-	30,605,789.09	1,567,879.66	8,721,166.83	21,884,622.26	-
<b>Total, AF KC NCDDP (GOP)</b>		30,605,789.09	-	30,605,789.09	1,567,879.66	8,721,166.83	21,884,622.26	-
<b>02101151 - GoP Counterpart Funds</b>								
<b>Maint. &amp; Other Operating Expenses</b>								
<b>Traveling Expenses</b>								
Travel Expenses-Local	50201010 00	-	-	-	-	-	-	-
Travel Expenses-Foreign	50201020 00	-	-	-	-	-	-	-
<b>Training and Scholarship Expenses</b>		2,779,711.31	-	2,779,711.31	594,748.00	2,555,148.00	224,563.31	-
Training Expenses	50202010 00	2,779,711.31	-	2,779,711.31	594,748.00	2,555,148.00	224,563.31	-
Scholarship Expenses	50202020 00	-	-	-	-	-	-	-
<b>Supplies and Materials Expenses</b>		380,000.00	-	380,000.00	-	-	380,000.00	-
Office Supplies Expenses	50203010 00	380,000.00	-	380,000.00	-	-	380,000.00	-
Accountable Forms Expenses	50203020 00	-	-	-	-	-	-	-
Food Supplies Expenses	50203050 00	-	-	-	-	-	-	-
Welfare Goods Expenses	50203060 00	-	-	-	-	-	-	-
Drugs and Medicines Expenses	50203070 00	-	-	-	-	-	-	-
Medical, Dental and Laboratory Supplies Exp.	50203080 00	-	-	-	-	-	-	-
Gasoline, Oil and Lubricants Expenses	50203090 00	-	-	-	-	-	-	-
Semi Expendable Machinery & Equipment Exp.	50203210 00	-	-	-	-	-	-	-
Machinery	50203210 01	-	-	-	-	-	-	-
Office Equipment	50203210 02	-	-	-	-	-	-	-
ICT Equipment	50203210 03	-	-	-	-	-	-	-
Communication Equipment	50203210 07	-	-	-	-	-	-	-
Disaster Response & Rescue Equipment	50203210 08	-	-	-	-	-	-	-
Medical Equipment	50203210 10	-	-	-	-	-	-	-
Printing Equipment	50203210 11	-	-	-	-	-	-	-
Other Machinery Equipment	50203210 99	-	-	-	-	-	-	-
Semi Expendable Furniture, Fixtures & Books	50203220 00	-	-	-	-	-	-	-


PROGRAMS/ACTIVITIES/PROJECTS	OBJECT CODE	ALLOTMENT	REALLOCATION	ADJUSTED ALLOTMENT	TOTAL OBLIGATIONS INCURRED		Unobligated Balance of Allotment	Remarks
					This Report May			
Furniture & Fixtures	50203220 01	-	-	-	-	-	-	
Books	50203220 02	-	-	-	-	-	-	
Other Supplies Expenses	50203990 00	-	-	-	-	-	-	
<b>Utility Expenses</b>		<b>84,000.00</b>	-	<b>84,000.00</b>	<b>15,170.50</b>	<b>68,861.29</b>	<b>25,438.71</b>	
Water Expenses	50204010 00	24,000.00	-	24,000.00	-	-	24,000.00	
Electricity Expenses	50204020 00	60,000.00	-	60,000.00	15,170.50	68,861.29	1,438.71	
<b>Communication Expenses</b>		<b>526,200.00</b>	-	<b>526,200.00</b>	-	-	<b>526,200.00</b>	
Postage and Deliveries	50205010 00	-	-	-	-	-	-	
Telephone Expenses-Mobile	50205020 01	526,200.00	-	526,200.00	-	-	526,200.00	
Telephone Expenses-Landline	50205020 02	-	-	-	-	-	-	
Internet expenses	50205030 00	-	-	-	-	-	-	
Cable, Satellite, Telegraph and Radio Expenses	50205040 00	-	-	-	-	-	-	
<b>Awards/Rewards and Prizes</b>		-	-	-	-	-	-	
Awards/Rewards Expense	50206010 00	-	-	-	-	-	-	
Rewards & Incentives	50206010 02	-	-	-	-	-	-	
Prizes	50206020 00	-	-	-	-	-	-	
<b>Survey Expenses</b>	50207010 00	-	-	-	-	-	-	
<b>Extraordinary &amp; Miscellaneous Expenses</b>	50210030 00	-	-	-	-	-	-	
<b>Professional Services</b>		<b>26,530,877.78</b>	-	<b>26,530,877.78</b>	<b>957,961.16</b>	<b>6,080,232.54</b>	<b>20,460,645.24</b>	
Legal Services	50211010 00	-	-	-	-	-	-	
Auditing Services	50211020 00	-	-	-	-	-	-	
Consultancy Services	50211030 00	-	-	-	-	-	-	
Other Professional Services	50211990 00	26,530,877.78	-	26,530,877.78	957,961.16	6,080,232.54	20,460,645.24	
<b>General Services</b>		-	-	-	-	-	-	
Janitorial Services	50212020 00	-	-	-	-	-	-	
Security Services	50212030 00	-	-	-	-	-	-	
Other General Services	50212990 00	-	-	-	-	-	-	
<b>Financial Assistance/Subsidy</b>		-	-	-	-	-	-	
Subsidy to National Government Agencies	50214010 00	-	-	-	-	-	-	
Financial Assistance to NGAs	50214020 00	-	-	-	-	-	-	
Financial Assistance to Local Government Units	50214030 00	-	-	-	-	-	-	
Financial Assistance to NGOs/POs	50214050 00	-	-	-	-	-	-	
Subsidies - Others	50214990 00	-	-	-	-	-	-	
<b>Taxes, Insurance Premiums and Other Fees</b>		<b>125,000.00</b>	-	<b>125,000.00</b>	-	-	<b>125,000.00</b>	
Taxes, Duties and Licenses	50215010 00	-	-	-	-	-	-	
Fidelity Bond Premiums	50215020 00	125,000.00	-	125,000.00	-	-	125,000.00	
Insurance Expenses	50215030 00	-	-	-	-	-	-	
<b>Labor and Wages</b>	50216010 00	-	-	-	-	-	-	
<b>Other Maintenance and Operating Expenses</b>		<b>180,000.00</b>	-	<b>180,000.00</b>	-	<b>27,225.00</b>	<b>152,775.00</b>	
Advertising Expense	50299010 00	-	-	-	-	-	-	
Printing & Publication Expenses	50299020 00	-	-	-	-	-	-	
Representation Expenses	50299030 00	180,000.00	-	180,000.00	-	27,225.00	152,775.00	
Transportation and Delivery Expenses	50299040 00	-	-	-	-	-	-	
Rents - Buildings & Structures	50299050 01	-	-	-	-	-	-	
Rents - Land	50299050 02	-	-	-	-	-	-	
Rents - Motor Vehicles	50299050 03	-	-	-	-	-	-	
Rents - Equipment	50299050 04	-	-	-	-	-	-	
Rents - Living Quarters	50299050 05	-	-	-	-	-	-	
Membership Dues & Cont. to Organizations	50299060 00	-	-	-	-	-	-	
Subscription Expenses	50299070 00	-	-	-	-	-	-	
Donations	50299080 00	-	-	-	-	-	-	
Other MOOE	50299990 99	-	-	-	-	-	-	
<b>Sub-total, MOOE</b>		<b>30,605,789.09</b>	-	<b>30,605,789.09</b>	<b>1,567,879.66</b>	<b>8,721,166.83</b>	<b>21,884,622.26</b>	
<b>Financial Expenses</b>								
Bank Charges	50301040 00	-	-	-	-	-	-	
<b>Sub-total, Financial Exp.</b>								
<b>TOTAL, PS, MOOE, FE &amp; Capital Outlay</b>		<b>30,605,789.09</b>	-	<b>30,605,789.09</b>	<b>1,567,879.66</b>	<b>8,721,166.83</b>	<b>21,884,622.26</b>	
Add: Life and Retirement Insurance Cont.	50103010 00	-	-	-	-	-	-	
<b>Total, AF-GOP</b>		<b>30,605,789.09</b>	-	<b>30,605,789.09</b>	<b>1,567,879.66</b>	<b>8,721,166.83</b>	<b>21,884,622.26</b>	
<b>02101151 - GoP Counterpart Funds (PMNP)</b>								
<b>Maint. &amp; Other Operating Expenses</b>								
<b>Traveling Expenses</b>		<b>576,000.00</b>	-	<b>576,000.00</b>	-	-	<b>576,000.00</b>	
Travel Expenses-Local	50201010 00	576,000.00	-	576,000.00	-	-	576,000.00	
Travel Expenses-Foreign	50201020 00	-	-	-	-	-	-	
<b>Training and Scholarship Expenses</b>		<b>601,200.00</b>	-	<b>601,200.00</b>	-	-	<b>601,200.00</b>	
Training Expenses	50202010 00	601,200.00	-	601,200.00	-	-	601,200.00	
Scholarship Expenses	50202020 00	-	-	-	-	-	-	
<b>Supplies and Materials Expenses</b>		<b>341,341.65</b>	-	<b>341,341.65</b>	-	-	<b>341,341.65</b>	


PROGRAMS/ACTIVITIES/PROJECTS	OBJECT CODE	ALLOTMENT	REALLOCATION	ADJUSTED ALLOTMENT	TOTAL OBLIGATIONS INCURRED		Unobligated Balance of Allotment	Remarks
					This Report	May		
Office Supplies Expenses	50203010 00	121,341.88		121,341.88			121,341.88	
Accountable Forms Expenses	50203020 00							
Food Supplies Expenses	50203050 00							
Welfare Goods Expenses	50203060 00							
Drugs and Medicines Expenses	50203070 00							
Medical, Dental and Laboratory Supplies Exp.	50203080 00							
Gasoline, Oil and Lubricants Expenses	50203090 00							
Semi Expendable Machinery & Equipment Exp.	50203210 00							
Machinery	50203210 01							
Office Equipment	50203210 02							
ICT Equipment	50203210 03	220,000.00		220,000.00			220,000.00	
Communication Equipment	50203210 07							
Disaster Response & Rescue Equipment	50203210 08							
Medical Equipment	50203210 10							
Printing Equipment	50203210 11							
Other Machinery Equipment	50203210 99							
Semi Expendable Furniture, Fixtures & Books	50203220 00							
Furniture & Fixtures	50203220 01							
Books	50203220 02							
Other Supplies Expenses	50203990 00							
Utility Expenses								
Water Expenses	50204010 00							
Electricity Expenses	50204020 00							
Communication Expenses		147,600.00		147,600.00			147,600.00	
Postage and Deliveries	50205010 00							
Telephone Expenses-Mobile	50205020 01	147,600.00		147,600.00			147,600.00	
Telephone Expenses-Landline	50205020 02							
Internet expenses	50205030 00							
Cable, Satellite, Telegraph and Radio Expenses	50205040 00							
Awards/Rewards and Prizes								
Awards/Rewards Expense	50206010 00							
Rewards & Incentives	50206010 02							
Prizes	50206020 00							
Survey Expenses	50207010 00							
Extraordinary & Miscellaneous Expenses	50210030 00							
Professional Services		7,030,443.14		7,030,443.14			7,030,443.14	
Legal Services	50211010 00							
Auditing Services	50211020 00							
Consultancy Services	50211030 00							
Other Professional Services	50211990 00	7,030,443.14		7,030,443.14			7,030,443.14	
General Services								
Janitorial Services	50212020 00							
Security Services	50212030 00							
Other General Services	50212990 00							
Financial Assistance/Subsidy								
Subsidy to National Government Agencies	50214010 00							
Financial Assistance to NGAs	50214020 00							
Financial Assistance to Local Government Units	50214030 00							
Financial Assistance to NGOs/POs	50214050 00							
Subsidies - Others	50214990 00							
Taxes, Insurance Premiums and Other Fees								
Taxes, Duties and Licenses	50215010 00							
Fidelity Bond Premiums	50215020 00							
Insurance Expenses	50215030 00							
Labor and Wages	50216010 00							
Other Maintenance and Operating Expenses								
Advertising Expense	50299010 00							
Printing & Publication Expenses	50299020 00							
Representation Expenses	50299030 00							
Transportation and Delivery Expenses	50299040 00							
Rents - Buildings & Structures	50299050 01							
Rents - Land	50299050 02							
Rents - Motor Vehicles	50299050 03							
Rents - Equipment	50299050 04							
Rents - Living Quarters	50299050 05							
Membership Dues & Cont. to Organizations	50299060 00							
Subscription Expenses	50299070 00							
Donations	50299080 00							
Other MOOE	50299990 99							
<b>Sub-total, MOOE</b>		<b>8,696,584.79</b>		<b>8,696,584.79</b>			<b>8,696,584.79</b>	
Capital Outlays								
Machinery & Equipment Outlay		560,000.00		560,000.00			560,000.00	
Machinery	50604050 01							
Office Equipment	50604050 02							
Info. and Communication Technology Eqpt.	50604050 03	560,000.00		560,000.00			560,000.00	
Communication Equipment	50604050 07							
Disaster Response & Rescue Equipment	50604050 09							
Medical Equipment	50604050 11							
Printing Equipment	50604050 12							


PROGRAMS/ACTIVITIES/PROJECTS	OBJECT CODE	ALLOTMENT	REALLOCATION	ADJUSTED ALLOTMENT	TOTAL OBLIGATIONS INCURRED		Unobligated Balance of Allotment	Remarks
					This Report May			
Other Machinery and Equipment, etc.	50604050 99			-		-	-	
<b>Sub-total, Capital Outlay</b>		<b>660,000.00</b>	-	<b>660,000.00</b>	-	-	<b>660,000.00</b>	
<b>TOTAL, PS, MOOE, FE &amp; Capital Outlay</b>		<b>9,266,684.79</b>	-	<b>9,266,684.79</b>	-	-	<b>9,266,684.79</b>	
Add: Life and Retirement Insurance Cont.	50103010 00					-	-	
<b>Total, PMNP-GOP</b>		<b>9,266,684.79</b>	-	<b>9,266,684.79</b>	-	-	<b>9,266,684.79</b>	
<b>AF KC NCDDP (Additional Financing for KALAH-CIDSS NCDDP) LP SARO BMB-B-23-0014582</b>								
<b>Maint. &amp; Other Operating Expenses</b>								
<b>Traveling Expenses</b>		<b>2,886,000.00</b>	-	<b>2,886,000.00</b>	<b>228,659.84</b>	<b>228,659.84</b>	<b>2,657,340.16</b>	
Travel Expenses-Local	50201010 00	2,886,000.00	-	2,886,000.00	228,659.84	228,659.84	2,657,340.16	
Travel Expenses-Foreign	50201020 00	-	-	-	-	-	-	
<b>Training and Scholarship Expenses</b>		<b>8,649,200.00</b>	-	<b>8,649,200.00</b>	-	-	<b>8,649,200.00</b>	
Training Expenses	50202010 00	8,649,200.00	-	8,649,200.00	-	-	8,649,200.00	
Scholarship Expenses	50202020 00	-	-	-	-	-	-	
<b>Financial Assistance/Subsidy</b>		<b>52,571,300.00</b>	-	<b>52,571,300.00</b>	<b>13,783,055.06</b>	<b>13,783,055.06</b>	<b>38,788,244.94</b>	
Subsidy to National Government Agencies	50214010 00	-	-	-	-	-	-	
Financial Assistance to NGAs	50214020 00	-	-	-	-	-	-	
Financial Assistance to Local Government Units	50214030 00	-	-	-	-	-	-	
Financial Assistance to NGOs/POs	50214050 00	-	-	-	-	-	-	
Subsidies - Others	50214990 00	52,571,300.00	-	52,571,300.00	13,783,055.06	13,783,055.06	38,788,244.94	
<b>Taxes, Insurance Premiums and Other Fees</b>		-	-	-	-	-	-	
Taxes, Duties and Licenses	50215010 00	-	-	-	-	-	-	
Fidelity Bond Premiums	50215020 00	-	-	-	-	-	-	
Insurance Expenses	50215030 00	-	-	-	-	-	-	
<b>Labor and Wages</b>	50216010 00	-	-	-	-	-	-	
<b>Other Maintenance and Operating Expenses</b>		<b>150,000.00</b>	-	<b>150,000.00</b>	-	-	<b>150,000.00</b>	
Advertising Expense	50299010 00	-	-	-	-	-	-	
Printing & Publication Expenses	50299020 00	150,000.00	-	150,000.00	-	-	150,000.00	
Representation Expenses	50299030 00	-	-	-	-	-	-	
Transportation and Delivery Expenses	50299040 00	-	-	-	-	-	-	
Rents - Buildings & Structures	50299050 01	-	-	-	-	-	-	
Rents - Land	50299050 02	-	-	-	-	-	-	
Rents - Motor Vehicles	50299050 03	-	-	-	-	-	-	
Rents - Equipment	50299050 04	-	-	-	-	-	-	
Rents - Living Quarters	50299050 05	-	-	-	-	-	-	
Membership Dues & Cont. to Organizations	50299060 00	-	-	-	-	-	-	
Subscription Expenses	50299070 00	-	-	-	-	-	-	
Donations	50299080 00	-	-	-	-	-	-	
Other MOOE	50299990 99	-	-	-	-	-	-	
<b>Sub-total, MOOE</b>		<b>64,156,500.00</b>	-	<b>64,156,500.00</b>	<b>14,011,714.90</b>	<b>14,011,714.90</b>	<b>50,144,785.10</b>	
<b>Capital Outlays</b>		-	-	-	-	-	-	
<b>Machinery &amp; Equipment Outlay</b>		-	-	-	-	-	-	
Machinery	50604050 01	-	-	-	-	-	-	
Office Equipment	50604050 02	-	-	-	-	-	-	
Info. and Communication Technology Eqpt.	50604050 03	-	-	-	-	-	-	
Communication Equipment	50604050 07	-	-	-	-	-	-	
Disaster Response & Rescue Equipment	50604050 09	-	-	-	-	-	-	
Medical Equipment	50604050 11	-	-	-	-	-	-	
Printing Equipment	50604050 12	-	-	-	-	-	-	
Other Machinery and Equipment, etc.	50604050 99	-	-	-	-	-	-	
<b>Sub-total, Capital Outlay</b>		-	-	-	-	-	-	
<b>TOTAL, PS, MOOE, FE &amp; Capital Outlay</b>		<b>64,156,500.00</b>	-	<b>64,156,500.00</b>	<b>14,011,714.90</b>	<b>14,011,714.90</b>	<b>50,144,785.10</b>	
Add: Life and Retirement Insurance Cont.	50103010 00					-	-	
<b>Total, AF-KC-NCDDP (LP)</b>		<b>64,156,500.00</b>	-	<b>64,156,500.00</b>	<b>14,011,714.90</b>	<b>14,011,714.90</b>	<b>50,144,785.10</b>	
<b>KC-PMNP IBRD - SARO BMB-B-23-0013694</b>								
<b>Maint. &amp; Other Operating Expenses</b>								
<b>Traveling Expenses</b>		-	-	-	-	-	-	
Travel Expenses-Local	50201010 00	-	-	-	-	-	-	
Travel Expenses-Foreign	50201020 00	-	-	-	-	-	-	
<b>Training and Scholarship Expenses</b>		<b>765,000.00</b>	-	<b>765,000.00</b>	-	-	<b>765,000.00</b>	
Training Expenses	50202010 00	765,000.00	-	765,000.00	-	-	765,000.00	
Scholarship Expenses	50202020 00	-	-	-	-	-	-	
<b>Financial Assistance/Subsidy</b>		<b>13,515,000.00</b>	-	<b>13,515,000.00</b>	-	-	<b>13,515,000.00</b>	
Subsidy to National Government Agencies	50214010 00	13,515,000.00	-	13,515,000.00	-	-	13,515,000.00	
Financial Assistance to NGAs	50214020 00	-	-	-	-	-	-	
Financial Assistance to Local Government Units	50214030 00	-	-	-	-	-	-	
Financial Assistance to NGOs/POs	50214050 00	-	-	-	-	-	-	



PROGRAMS/ACTIVITIES/PROJECTS	OBJECT CODE	ALLOTMENT	REALLOCATION	ADJUSTED ALLOTMENT	TOTAL OBLIGATIONS INCURRED		Unobligated Balance of Allotment	Remarks
					This Report	May		
Subsidies - Others	50214990 00	13,618,000.00	-	13,618,000.00	-	-	13,618,000.00	
Taxes, Insurance Premiums and Other Fees								
Taxes, Duties and Licenses	50215010 00	62,500.00	-	62,500.00	-	-	62,500.00	
Fidelity Bond Premiums	50215020 00	62,500.00	-	62,500.00	-	-	62,500.00	
Insurance Expenses	50215030 00	-	-	-	-	-	-	
Labor and Wages	50216010 00	-	-	-	-	-	-	
Other Maintenance and Operating Expenses								
Advertising Expense	50299010 00	-	-	-	-	-	-	
Printing & Publication Expenses	50299020 00	-	-	-	-	-	-	
Representation Expenses	50299030 00	-	-	-	-	-	-	
Transportation and Delivery Expenses	50299040 00	-	-	-	-	-	-	
Rents - Buildings & Structures	50299050 01	-	-	-	-	-	-	
Rents - Land	50299050 02	-	-	-	-	-	-	
Rents - Motor Vehicles	50299050 03	-	-	-	-	-	-	
Rents - Equipment	50299050 04	-	-	-	-	-	-	
Rents - Living Quarters	50299050 05	-	-	-	-	-	-	
Membership Dues & Cont. to Organizations	50299060 00	-	-	-	-	-	-	
Subscription Expenses	50299070 00	-	-	-	-	-	-	
Donations	50299080 00	-	-	-	-	-	-	
Other MOOE	50299990 99	-	-	-	-	-	-	
<b>Sub-total, MOOE</b>		<b>14,332,500.00</b>	<b>-</b>	<b>14,332,500.00</b>	<b>-</b>	<b>-</b>	<b>14,332,500.00</b>	
Financial Expenses								
Bank Charges	50301040 00	-	-	-	-	-	-	
<b>Sub-total, Financial Exp.</b>					<b>-</b>	<b>-</b>		
<b>TOTAL, PS, MOOE, FE &amp; Capital Outlay</b>		<b>14,332,500.00</b>	<b>-</b>	<b>14,332,500.00</b>	<b>-</b>	<b>-</b>	<b>14,332,500.00</b>	
Add: Life and Retirement Insurance Cont.	50103010 00	-	-	-	-	-	-	
<b>Total</b>		<b>14,332,500.00</b>	<b>-</b>	<b>14,332,500.00</b>	<b>-</b>	<b>-</b>	<b>14,332,500.00</b>	

Prepared by :  
  
**HAIZEL L. CASTAÑEDA**  
 Financial Analyst II

Reviewed by :  
  
**ARJAY G. LOPEZ**  
 Budget Officer II

Certified by :  
  
**RENANN M. MACAPINLAC**  
 Budget Officer III