

DEPARTMENT OF SOCIAL WELFARE AND DEVELOPMENT  
REGIONAL OFFICE III

STATUS OF ALLOTMENT, OBLIGATIONS INCURRED AND BALANCES  
As of January 31, 2023

PARTICULARS	ALLOTMENT	OBLIGATIONS INCURRED	BALANCES	% of Utilization
<b>CURRENT APPROPRIATIONS</b>				
<b>A. REGULAR APPROPRIATIONS</b>				
<b>DIRECT RELEASE</b>				
<b>1. General Administration and Support Services</b>				
PS	-	-	-	-
MOOE	18,875,000.00	963,723.51	17,911,276.49	5.11%
CO	-	-	-	-
<b>Sub-total</b>	<b>18,875,000.00</b>	<b>963,723.51</b>	<b>17,911,276.49</b>	<b>5.11%</b>
RLIP	-	-	-	-
<b>TOTAL</b>	<b>18,875,000.00</b>	<b>963,723.51</b>	<b>17,911,276.49</b>	<b>5.11%</b>
<b>2. Provision of Services for center-based clients</b>				
PS	53,000,000.00	3,100,638.14	49,899,361.86	5.85%
MOOE	75,284,000.00	3,313,819.76	71,970,180.24	4.40%
CO	-	-	-	-
<b>Sub-total</b>	<b>128,284,000.00</b>	<b>6,414,457.90</b>	<b>121,869,542.10</b>	<b>5.00%</b>
RLIP	1,484,000.00	114,954.84	1,369,045.16	7.75%
<b>TOTAL</b>	<b>129,768,000.00</b>	<b>6,529,412.74</b>	<b>123,238,587.26</b>	<b>5.03%</b>
<b>3. Provision of technical/advisory assistance and other related support services</b>				
PS	72,169,000.00	4,517,614.74	67,651,385.26	6.26%
MOOE	13,727,000.00	130,263.61	13,596,736.39	0.95%
CO	-	-	-	-
<b>Sub-total</b>	<b>85,896,000.00</b>	<b>4,647,878.35</b>	<b>81,248,121.65</b>	<b>5.41%</b>
RLIP	5,859,000.00	490,600.48	5,368,399.52	8.37%
<b>TOTAL</b>	<b>91,755,000.00</b>	<b>5,138,478.83</b>	<b>86,616,521.17</b>	<b>5.60%</b>
<b>4. Supplementary Feeding Program</b>				
PS	-	-	-	-
MOOE	230,227,000.00	159,205.85	230,067,794.15	0.07%
CO	-	-	-	-
<b>Sub-total</b>	<b>230,227,000.00</b>	<b>159,205.85</b>	<b>230,067,794.15</b>	<b>0.07%</b>
RLIP	-	-	-	-
<b>TOTAL</b>	<b>230,227,000.00</b>	<b>159,205.85</b>	<b>230,067,794.15</b>	<b>0.07%</b>
<b>5. Poverty and Reintegration Program for Trafficked Persons</b>				
PS	-	-	-	-
MOOE	937,000.00	202,707.92	734,292.08	21.63%
CO	-	-	-	-
<b>Sub-total</b>	<b>937,000.00</b>	<b>202,707.92</b>	<b>734,292.08</b>	<b>21.63%</b>
RLIP	-	-	-	-
<b>TOTAL</b>	<b>937,000.00</b>	<b>202,707.92</b>	<b>734,292.08</b>	<b>21.63%</b>



PARTICULARS	ALLOTMENT	OBLIGATIONS INCURRED	BALANCES	% of Utilization
<b>6. Social Pension for Indigent Senior Citizens</b>				
PS	1,731,000.00	97,268.76	1,633,731.24	5.62%
MOOE	820,601,000.00	589,412.81	820,011,587.19	0.07%
CO	-	-	-	-
<b>Sub-total</b>	<b>822,332,000.00</b>	<b>686,681.57</b>	<b>821,645,318.43</b>	<b>0.08%</b>
RLIP			-	-
<b>TOTAL</b>	<b>822,332,000.00</b>	<b>686,681.57</b>	<b>821,645,318.43</b>	<b>0.08%</b>
<b>7. Sustainable Livelihood Program</b>				
PS	13,381,000.00	668,537.26	12,712,462.74	5.00%
MOOE	78,642,000.00	2,140,694.25	76,501,305.75	2.72%
CO	-	-	-	-
<b>Sub-total</b>	<b>92,023,000.00</b>	<b>2,809,231.51</b>	<b>89,213,768.49</b>	<b>3.05%</b>
RLIP			-	-
<b>TOTAL</b>	<b>92,023,000.00</b>	<b>2,809,231.51</b>	<b>89,213,768.49</b>	<b>3.05%</b>
<b>8. National Household Targeting System for Poverty Reduction</b>				
PS	5,253,000.00	307,959.34	4,945,040.66	5.86%
MOOE	835,000.00	15,510.00	819,490.00	1.86%
CO	-	-	-	-
<b>Sub-total</b>	<b>6,088,000.00</b>	<b>323,469.34</b>	<b>5,764,530.66</b>	<b>5.31%</b>
RLIP			-	-
<b>TOTAL</b>	<b>6,088,000.00</b>	<b>323,469.34</b>	<b>5,764,530.66</b>	<b>5.31%</b>
<b>TOTAL, DIRECT RELEASE</b>				
PS	145,534,000.00	8,692,018.24	136,841,981.76	5.97%
MOOE	1,239,128,000.00	7,515,337.71	1,231,612,662.29	0.61%
CO	-	-	-	-
<b>Sub-total</b>	<b>1,384,662,000.00</b>	<b>16,207,355.95</b>	<b>1,368,454,644.05</b>	<b>1.17%</b>
RLIP	7,343,000.00	605,555.32	6,737,444.68	8.25%
<b>TOTAL</b>	<b>1,392,005,000.00</b>	<b>16,812,911.27</b>	<b>1,375,192,088.73</b>	<b>1.21%</b>
<b>CENTRALLY-MANAGED FUND</b>	(1,392,005,000.00)	(16,812,911.27)		0.012078197
<b>1. General Administration and Support Services</b>				
PS	-	-	-	-
MOOE	23,080.00	-	23,080.00	0.00%
CO	-	-	-	-
<b>Sub-total</b>	<b>23,080.00</b>	<b>-</b>	<b>23,080.00</b>	<b>0.00%</b>
RLIP	-	-	-	-
<b>TOTAL</b>	<b>23,080.00</b>	<b>-</b>	<b>23,080.00</b>	<b>0.00%</b>



PARTICULARS	ALLOTMENT	OBLIGATIONS INCURRED	BALANCES	% of Utilization
<b>2. Information and Communication Technology Service Management</b>				
PS	-	-	-	-
MOOE	10,602,356.00	218,949.47	10,383,406.53	2.07%
CO	-	-	-	-
<b>Sub-total</b>	<b>10,602,356.00</b>	<b>218,949.47</b>	<b>10,383,406.53</b>	<b>2.07%</b>
RLIP	-	-	-	-
<b>TOTAL</b>	<b>10,602,356.00</b>	<b>218,949.47</b>	<b>10,383,406.53</b>	<b>2.07%</b>
<b>6. EPAHP-NPMO</b>				
PS	-	-	-	-
MOOE	3,523,000.00	86,333.49	3,436,666.51	2.45%
CO	-	-	-	-
<b>Sub-total</b>	<b>3,523,000.00</b>	<b>86,333.49</b>	<b>3,436,666.51</b>	<b>2.45%</b>
RLIP	-	-	-	-
<b>TOTAL</b>	<b>3,523,000.00</b>	<b>86,333.49</b>	<b>3,436,666.51</b>	<b>2.45%</b>
<b>8. Pantawid Pamilya</b>				
PS	495,328,605.00	32,325,070.63	463,003,534.37	6.53%
MOOE	13,306,883.46	330,941.13	12,975,942.33	2.49%
FE	-	-	-	-
CO	-	-	-	-
<b>Sub-total</b>	<b>508,635,488.46</b>	<b>32,656,011.76</b>	<b>475,979,476.70</b>	<b>6.42%</b>
RLIP	-	-	-	-
<b>TOTAL</b>	<b>508,635,488.46</b>	<b>32,656,011.76</b>	<b>475,979,476.70</b>	<b>6.42%</b>
<b>16. Protective Services for Individuals and Families in Difficult Circumstances</b>				
PS	-	-	-	-
MOOE	549,779,233.22	3,065,017.41	546,714,215.81	0.56%
CO	-	-	-	-
<b>Sub-total</b>	<b>549,779,233.22</b>	<b>3,065,017.41</b>	<b>546,714,215.81</b>	<b>0.56%</b>
RLIP	-	-	-	-
<b>TOTAL</b>	<b>549,779,233.22</b>	<b>3,065,017.41</b>	<b>546,714,215.81</b>	<b>0.56%</b>
<b>18. Comprehensive Proj. for Street Children, Street Families &amp; Ips - Esp. Badjaus</b>				
PS	-	-	-	-
MOOE	2,684,867.88	10,749.62	2,674,118.26	0.40%
CO	-	-	-	-
<b>Sub-total</b>	<b>2,684,867.88</b>	<b>10,749.62</b>	<b>2,674,118.26</b>	<b>0.40%</b>
RLIP	-	-	-	-
<b>TOTAL</b>	<b>2,684,867.88</b>	<b>10,749.62</b>	<b>2,674,118.26</b>	<b>0.40%</b>
<b>24. Disaster response and rehabilitation program</b>				
PS	-	-	-	-
MOOE	213,027,852.92	668,193.34	212,359,659.58	0.31%
CO	-	-	-	-
<b>Sub-total</b>	<b>213,027,852.92</b>	<b>668,193.34</b>	<b>212,359,659.58</b>	<b>0.31%</b>
RLIP	-	-	-	-
<b>TOTAL</b>	<b>213,027,852.92</b>	<b>668,193.34</b>	<b>212,359,659.58</b>	<b>0.31%</b>



PARTICULARS	ALLOTMENT	OBLIGATIONS INCURRED	BALANCES	% of Utilization
<b>TOTAL, CMF</b>				
PS	495,328,605.00	32,325,070.63	463,003,534.37	6.53%
MOOE	792,947,273.48	4,380,184.46	788,567,089.02	0.55%
FE	-	-	-	-
CO	-	-	-	-
<b>Sub-total</b>	<b>1,288,275,878.48</b>	<b>36,705,255.09</b>	<b>1,251,570,623.39</b>	<b>2.85%</b>
RLIP	-	-	-	-
<b>TOTAL</b>	<b>1,288,275,878.48</b>	<b>36,705,255.09</b>	<b>1,251,570,623.39</b>	<b>2.85%</b>
<b>TOTAL, REGULAR APPROPRIATIONS</b>				
PS	640,862,605.00	41,017,088.87	599,845,516.13	6.40%
MOOE	2,032,075,273.48	11,895,522.17	2,020,179,751.31	0.59%
FE	-	-	-	-
CO	-	-	-	-
<b>Sub-total</b>	<b>2,672,937,878.48</b>	<b>52,912,611.04</b>	<b>2,620,025,267.44</b>	<b>1.98%</b>
RLIP	7,343,000.00	605,555.32	6,737,444.68	8.25%
<b>TOTAL</b>	<b>2,680,280,878.48</b>	<b>53,518,166.36</b>	<b>2,626,762,712.12</b>	<b>2.00%</b>
<b>B. AUTOMATIC APPROPRIATIONS</b>				
<b>TOTAL, AUTOMATIC APPROPRIATIONS</b>				
PS	-	-	-	-
MOOE	-	-	-	-
CO	-	-	-	-
<b>Sub-total</b>	<b>-</b>	<b>-</b>	<b>-</b>	<b>-</b>
RLIP	-	-	-	-
<b>TOTAL</b>	<b>-</b>	<b>-</b>	<b>-</b>	<b>-</b>
<b>B. SPECIAL PURPOSE FUNDS</b>				
<b>TOTAL, SPECIAL PURPOSE FUND</b>				
PS	-	-	-	-
MOOE	-	-	-	-
CO	-	-	-	-
<b>Sub-total</b>	<b>-</b>	<b>-</b>	<b>-</b>	<b>-</b>
RLIP	-	-	-	-
<b>TOTAL</b>	<b>-</b>	<b>-</b>	<b>-</b>	<b>-</b>
<b>SUMMARY - FUND 101 CURRENT APPROPRIATIONS</b>				
PS	640,862,605.00	41,017,088.87	599,845,516.13	6.40%
MOOE	2,032,075,273.48	11,895,522.17	2,020,179,751.31	0.59%
FE	-	-	-	-
CO	-	-	-	-
<b>Sub-total</b>	<b>2,672,937,878.48</b>	<b>52,912,611.04</b>	<b>2,620,025,267.44</b>	<b>1.98%</b>
RLIP	7,343,000.00	605,555.32	6,737,444.68	8.25%
<b>TOTAL</b>	<b>2,680,280,878.48</b>	<b>53,518,166.36</b>	<b>2,626,762,712.12</b>	<b>2.00%</b>

Prepared by:

ARJAY LOPEZ  
Budget Officer II

Certified by:

RENANN M. MACAPINLAC  
Budget Officer III

Noted by:

KEISHA M. NGUYEN  
FMD Chief



DEPARTMENT OF SOCIAL WELFARE AND DEVELOPMENT  
REGIONAL OFFICE III

STATUS OF ALLOTMENT, OBLIGATIONS INCURRED AND BALANCES  
As of January 31, 2023

PARTICULARS	ALLOTMENT	OBLIGATIONS INCURRED	BALANCES	% of Utilization
<b>CONTINUING APPROPRIATIONS</b>				
<b>A. REGULAR APPROPRIATIONS</b>				
<b>DIRECT RELEASE</b>				
<b>1. General Administration and Support Services</b>				
PS	-	-	-	-
MOOE	-	-	-	-
CO	5,000.00	-	5,000.00	-
<b>Sub-total</b>	<b>5,000.00</b>	<b>-</b>	<b>5,000.00</b>	<b>0.00%</b>
RLIP	-	-	-	-
<b>TOTAL</b>	<b>5,000.00</b>	<b>-</b>	<b>5,000.00</b>	<b>0.00%</b>
<b>2. Provision of Services for center-based clients</b>				
PS	-	-	-	-
MOOE	5,224,549.49	-	5,224,549.49	0.00%
CO	-	-	-	-
<b>Sub-total</b>	<b>5,224,549.49</b>	<b>-</b>	<b>5,224,549.49</b>	<b>0.00%</b>
RLIP	-	-	-	-
<b>TOTAL</b>	<b>5,224,549.49</b>	<b>-</b>	<b>5,224,549.49</b>	<b>0.00%</b>
<b>3. Provision of technical/advisory assistance and other related support services</b>				
PS	-	-	-	-
MOOE	373,337.79	43,618.57	329,719.22	11.68%
CO	-	-	-	-
<b>Sub-total</b>	<b>373,337.79</b>	<b>43,618.57</b>	<b>329,719.22</b>	<b>11.68%</b>
RLIP	-	-	-	-
<b>TOTAL</b>	<b>373,337.79</b>	<b>43,618.57</b>	<b>329,719.22</b>	<b>11.68%</b>
<b>4. Supplementary Feeding Program</b>				
PS	-	-	-	-
MOOE	1,222,445.37	-	1,222,445.37	0.00%
CO	-	-	-	-
<b>Sub-total</b>	<b>1,222,445.37</b>	<b>-</b>	<b>1,222,445.37</b>	<b>0.00%</b>
RLIP	-	-	-	-
<b>TOTAL</b>	<b>1,222,445.37</b>	<b>-</b>	<b>1,222,445.37</b>	<b>0.00%</b>
<b>5. Poverty and Reintegration Program for Trafficked Persons</b>				
PS	-	-	-	-
MOOE	77,894.94	-	77,894.94	0.00%
CO	-	-	-	-
<b>Sub-total</b>	<b>77,894.94</b>	<b>-</b>	<b>77,894.94</b>	<b>0.00%</b>
RLIP	-	-	-	-
<b>TOTAL</b>	<b>77,894.94</b>	<b>-</b>	<b>77,894.94</b>	<b>0.00%</b>



PARTICULARS	ALLOTMENT	OBLIGATIONS INCURRED	BALANCES	% of Utilization
<b>6. Social Pension for Indigent Senior Citizens</b>				
PS	-	-	-	-
MOOE	7,902,633.43	-	7,902,633.43	0.00%
CO	-	-	-	-
<b>Sub-total</b>	<b>7,902,633.43</b>	<b>-</b>	<b>7,902,633.43</b>	<b>0.00%</b>
RLIP				
<b>TOTAL</b>	<b>7,902,633.43</b>	<b>-</b>	<b>7,902,633.43</b>	<b>0.00%</b>
<b>7. Sustainable Livelihood Program</b>				
PS	-	-	-	-
MOOE	19,754,260.82	-	19,754,260.82	0.00%
CO	-	-	-	-
<b>Sub-total</b>	<b>19,754,260.82</b>	<b>-</b>	<b>19,754,260.82</b>	<b>0.00%</b>
RLIP				
<b>TOTAL</b>	<b>19,754,260.82</b>	<b>-</b>	<b>19,754,260.82</b>	<b>0.00%</b>
<b>8. National Household Targeting System for Poverty Reduction</b>				
PS	-	-	-	-
MOOE	5,512.00	-	5,512.00	0.00%
CO	-	-	-	-
<b>Sub-total</b>	<b>5,512.00</b>	<b>-</b>	<b>5,512.00</b>	<b>0.00%</b>
RLIP				
<b>TOTAL</b>	<b>5,512.00</b>	<b>-</b>	<b>5,512.00</b>	<b>0.00%</b>
<b>TOTAL, DIRECT RELEASE</b>				
PS	-	-	-	-
MOOE	34,560,633.84	43,618.57	34,517,015.27	0.13%
CO	5,000.00	-	5,000.00	-
<b>Sub-total</b>	<b>34,565,633.84</b>	<b>43,618.57</b>	<b>34,522,015.27</b>	<b>0.13%</b>
RLIP				
<b>TOTAL</b>	<b>34,565,633.84</b>	<b>43,618.57</b>	<b>34,522,015.27</b>	<b>0.13%</b>
<b>CENTRALLY-MANAGED FUND</b>				
<b>1. General Administration and Support Services</b>				
PS	-	-	-	-
MOOE	39,543.00	-	39,543.00	0.00%
CO	-	-	-	-
<b>Sub-total</b>	<b>39,543.00</b>	<b>-</b>	<b>39,543.00</b>	<b>0.00%</b>
RLIP				
<b>TOTAL</b>	<b>39,543.00</b>	<b>-</b>	<b>39,543.00</b>	<b>0.00%</b>



PARTICULARS	ALLOTMENT	OBLIGATIONS INCURRED	BALANCES	% of Utilization
<b>2. Information and Communication Technology Service Management</b>				
PS	-	-	-	-
MOOE	460,611.86	-	460,611.86	0.00%
CO	617,030.00	-	617,030.00	0.00%
<b>Sub-total</b>	<b>1,077,641.86</b>	<b>-</b>	<b>1,077,641.86</b>	<b>0.00%</b>
RLIP	-	-	-	-
<b>TOTAL</b>	<b>1,077,641.86</b>	<b>-</b>	<b>1,077,641.86</b>	<b>0.00%</b>
<b>7. National Household Targeting System</b>				
PS	-	-	-	-
MOOE	19,930.00	-	19,930.00	0.00%
CO	-	-	-	-
<b>Sub-total</b>	<b>19,930.00</b>	<b>-</b>	<b>19,930.00</b>	<b>0.00%</b>
RLIP	-	-	-	-
<b>TOTAL</b>	<b>19,930.00</b>	<b>-</b>	<b>19,930.00</b>	<b>0.00%</b>
<b>8. Pantawid Pamilya</b>				
PS	-	-	-	-
MOOE	944,955.34	-	944,955.34	0.00%
FE	-	-	-	-
CO	-	-	-	-
<b>Sub-total</b>	<b>944,955.34</b>	<b>-</b>	<b>944,955.34</b>	<b>0.00%</b>
RLIP	-	-	-	-
<b>TOTAL</b>	<b>944,955.34</b>	<b>-</b>	<b>944,955.34</b>	<b>0.00%</b>
<b>9. Sustainable Livelihood Program</b>				
PS	-	-	-	-
MOOE	32,387.48	-	32,387.48	0.00%
CO	-	-	-	-
<b>Sub-total</b>	<b>32,387.48</b>	<b>-</b>	<b>32,387.48</b>	<b>0.00%</b>
RLIP	-	-	-	-
<b>TOTAL</b>	<b>32,387.48</b>	<b>-</b>	<b>32,387.48</b>	<b>0.00%</b>
<b>11. KALAHI-CIDSS-KKB</b>				
PS	-	-	-	-
MOOE	38,506,074.98	-	38,506,074.98	0.00%
CO	-	-	-	-
<b>Sub-total</b>	<b>38,506,074.98</b>	<b>-</b>	<b>38,506,074.98</b>	<b>0.00%</b>
RLIP	-	-	-	-
<b>TOTAL</b>	<b>38,506,074.98</b>	<b>-</b>	<b>38,506,074.98</b>	<b>0.00%</b>
<b>12. Centers</b>				
PS	-	-	-	-
MOOE	3,368,206.04	-	3,368,206.04	0.00%
CO	2,850,000.00	-	2,850,000.00	-
<b>Sub-total</b>	<b>6,218,206.04</b>	<b>-</b>	<b>6,218,206.04</b>	<b>0.00%</b>
RLIP	-	-	-	-
<b>TOTAL</b>	<b>6,218,206.04</b>	<b>-</b>	<b>6,218,206.04</b>	<b>0.00%</b>



PARTICULARS	ALLOTMENT	OBLIGATIONS INCURRED	BALANCES	% of Utilization
<b>13. Supplementary Feeding Program</b>				
PS	-	-	-	-
MOOE	3,948,288.45	-	3,948,288.45	-
CO	-	-	-	-
<b>Sub-total</b>	<b>3,948,288.45</b>	<b>-</b>	<b>3,948,288.45</b>	<b>-</b>
RLIP	-	-	-	-
<b>TOTAL</b>	<b>3,948,288.45</b>	<b>-</b>	<b>3,948,288.45</b>	<b>-</b>
<b>15. Implementation of RA No. 10868 or the Centenarians Act of 2016</b>				
PS	-	-	-	-
MOOE	14,076.93	14,076.93	-	100.00%
CO	-	-	-	-
<b>Sub-total</b>	<b>14,076.93</b>	<b>14,076.93</b>	<b>-</b>	<b>100.00%</b>
RLIP	-	-	-	-
<b>TOTAL</b>	<b>14,076.93</b>	<b>14,076.93</b>	<b>-</b>	<b>100.00%</b>
<b>16. Protective Services for Individuals and Families in Difficult Circumstances</b>				
PS	-	-	-	-
MOOE	690,578,179.30	-	690,578,179.30	0.00%
CO	-	-	-	-
<b>Sub-total</b>	<b>690,578,179.30</b>	<b>-</b>	<b>690,578,179.30</b>	<b>0.00%</b>
RLIP	-	-	-	-
<b>TOTAL</b>	<b>690,578,179.30</b>	<b>-</b>	<b>690,578,179.30</b>	<b>0.00%</b>
<b>17. Assistance to Persons with Disability and Older Persons</b>				
PS	-	-	-	-
MOOE	47,100.00	-	47,100.00	0.00%
CO	-	-	-	-
<b>Sub-total</b>	<b>47,100.00</b>	<b>-</b>	<b>47,100.00</b>	<b>0.00%</b>
RLIP	-	-	-	-
<b>TOTAL</b>	<b>47,100.00</b>	<b>-</b>	<b>47,100.00</b>	<b>0.00%</b>
<b>18. Comprehensive Proj. for Street Children, Street Families &amp; Ips - Esp. Badjaus</b>				
PS	-	-	-	-
MOOE	16,442.55	-	16,442.55	0.00%
CO	-	-	-	-
<b>Sub-total</b>	<b>16,442.55</b>	<b>-</b>	<b>16,442.55</b>	<b>0.00%</b>
RLIP	-	-	-	-
<b>TOTAL</b>	<b>16,442.55</b>	<b>-</b>	<b>16,442.55</b>	<b>0.00%</b>
<b>21. Services to Distressed Overseas Filipinos</b>				
PS	-	-	-	-
MOOE	3,282.98	-	3,282.98	0.00%
CO	-	-	-	-
<b>Sub-total</b>	<b>3,282.98</b>	<b>-</b>	<b>3,282.98</b>	<b>0.00%</b>
RLIP	-	-	-	-
<b>TOTAL</b>	<b>3,282.98</b>	<b>-</b>	<b>3,282.98</b>	<b>0.00%</b>
<b>23. Poverty and Reintegration Program for Trafficked Persons</b>				
PS	-	-	-	-
MOOE	292,000.00	-	292,000.00	0.00%
CO	-	-	-	-
<b>Sub-total</b>	<b>292,000.00</b>	<b>-</b>	<b>292,000.00</b>	<b>0.00%</b>
RLIP	-	-	-	-
<b>TOTAL</b>	<b>292,000.00</b>	<b>-</b>	<b>292,000.00</b>	<b>0.00%</b>

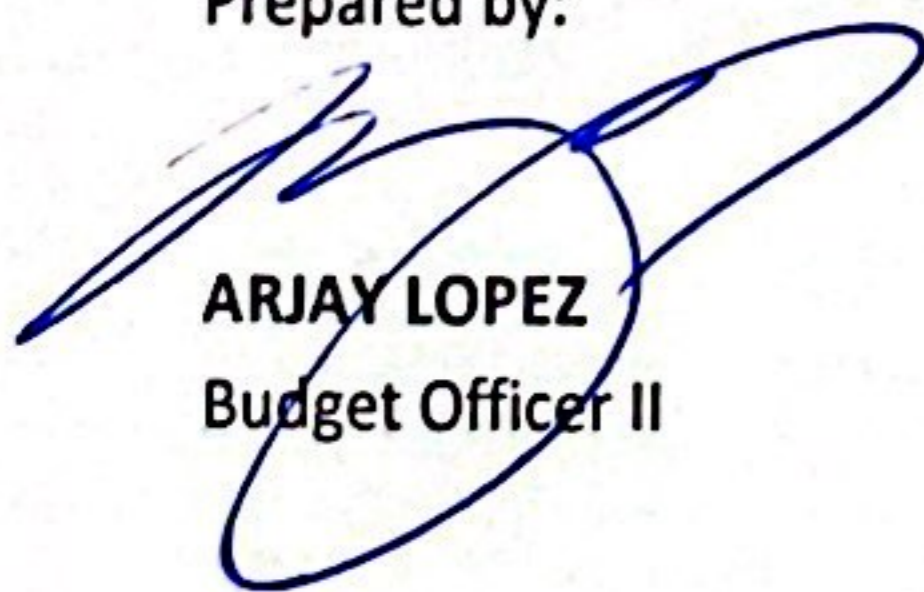


PARTICULARS	ALLOTMENT	OBLIGATIONS INCURRED	BALANCES	% of Utilization
<b>22. 414080003 - Implementation of Various Prog./Proj. for LGUs</b>				
PS	-	-	-	-
MOOE	-	-	-	-
CO	-	-	-	-
<b>Sub-total</b>	<b>-</b>	<b>-</b>	<b>-</b>	<b>-</b>
RLIP	-	-	-	-
<b>TOTAL</b>	<b>-</b>	<b>-</b>	<b>-</b>	<b>-</b>
<b>24. Disaster response and rehabilitation program</b>				
PS	-	-	-	-
MOOE	1,741,210.62	-	1,741,210.62	0.00%
CO	-	-	-	-
<b>Sub-total</b>	<b>1,741,210.62</b>	<b>-</b>	<b>1,741,210.62</b>	<b>0.00%</b>
RLIP	-	-	-	-
<b>TOTAL</b>	<b>1,741,210.62</b>	<b>-</b>	<b>1,741,210.62</b>	<b>0.00%</b>
<b>30. Standards-setting, Licensing, accreditation and monitoring services</b>				
PS	-	-	-	-
MOOE	23,315.89	-	23,315.89	0.00%
CO	-	-	-	-
<b>Sub-total</b>	<b>23,315.89</b>	<b>-</b>	<b>23,315.89</b>	<b>0.00%</b>
RLIP	-	-	-	-
<b>TOTAL</b>	<b>23,315.89</b>	<b>-</b>	<b>23,315.89</b>	<b>0.00%</b>
<b>31. Provision of Capability Training Program</b>				
PS	-	-	-	-
MOOE	34,400.00	-	34,400.00	0.00%
CO	-	-	-	-
<b>Sub-total</b>	<b>34,400.00</b>	<b>-</b>	<b>34,400.00</b>	<b>0.00%</b>
RLIP	-	-	-	-
<b>TOTAL</b>	<b>34,400.00</b>	<b>-</b>	<b>34,400.00</b>	<b>0.00%</b>
<b>TOTAL, CMF</b>				
PS	-	-	-	-
MOOE	740,223,288.42	14,076.93	740,209,211.49	0.00%
FE	-	-	-	-
CO	3,467,030.00	-	3,467,030.00	0.00%
<b>Sub-total</b>	<b>743,690,318.42</b>	<b>14,076.93</b>	<b>743,676,241.49</b>	<b>0.00%</b>
RLIP	-	-	-	-
<b>TOTAL</b>	<b>743,690,318.42</b>	<b>14,076.93</b>	<b>743,676,241.49</b>	<b>0.00%</b>
<b>TOTAL, REGULAR APPROPRIATIONS</b>				
PS	-	-	-	-
MOOE	774,783,922.26	57,695.50	774,726,226.76	0.01%
FE	-	-	-	-
CO	3,472,030.00	-	3,472,030.00	0.00%
<b>Sub-total</b>	<b>778,255,952.26</b>	<b>57,695.50</b>	<b>778,198,256.76</b>	<b>0.01%</b>
RLIP	-	-	-	-
<b>TOTAL</b>	<b>778,255,952.26</b>	<b>57,695.50</b>	<b>778,198,256.76</b>	<b>0.01%</b>

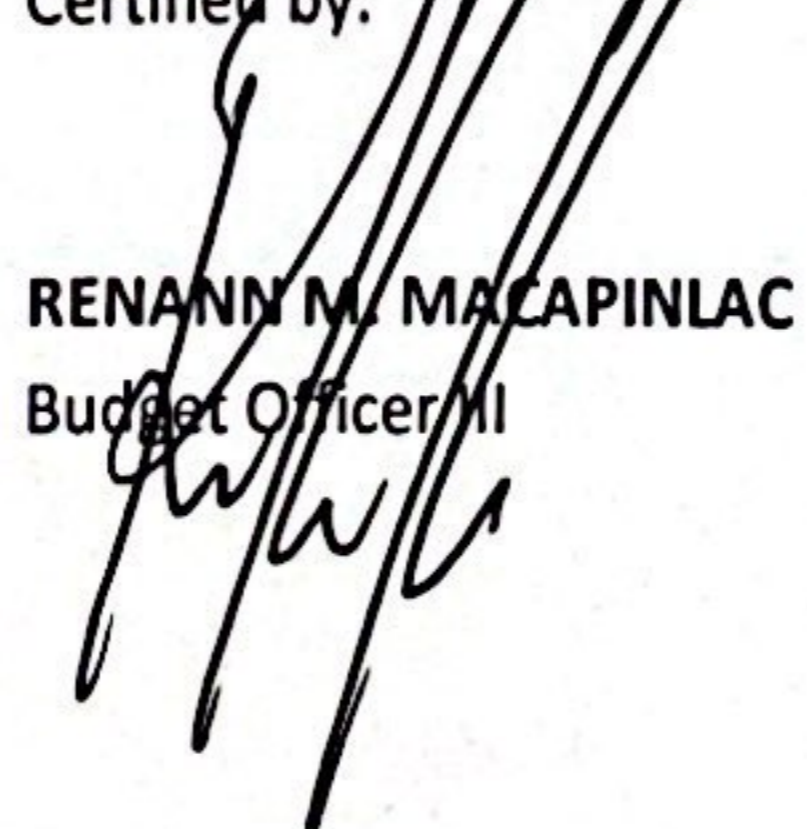


PARTICULARS	ALLOTMENT	OBLIGATIONS INCURRED	BALANCES	% of Utilization
<b>B. AUTOMATIC APPROPRIATIONS</b>				
<b>TOTAL, AUTOMATIC APPROPRIATIONS</b>				
PS	-	-	-	-
MOOE	-	-	-	-
CO	-	-	-	-
<b>Sub-total</b>	-	-	-	-
RLIP	-	-	-	-
<b>TOTAL</b>	-	-	-	-
<b>B. SPECIAL PURPOSE FUNDS</b>				
<b>4. CALAMITY FUND</b>				
PS	-	-	-	-
MOOE	95,642,615.44	-	95,642,615.44	0.00%
CO	-	-	-	-
<b>Sub-total</b>	<b>95,642,615.44</b>	-	<b>95,642,615.44</b>	<b>0.00%</b>
RLIP	-	-	-	-
<b>TOTAL</b>	<b>95,642,615.44</b>	-	<b>95,642,615.44</b>	<b>0.00%</b>
<b>TOTAL, SPECIAL PURPOSE FUND</b>				
PS	-	-	-	-
MOOE	95,642,615.44	-	95,642,615.44	0.00%
CO	-	-	-	-
<b>Sub-total</b>	<b>95,642,615.44</b>	-	<b>95,642,615.44</b>	<b>0.00%</b>
RLIP	-	-	-	-
<b>TOTAL</b>	<b>95,642,615.44</b>	-	<b>95,642,615.44</b>	<b>0.00%</b>
<b>SUMMARY - FUND 101 CONTINUING APPROPRIATIONS</b>				
PS	-	-	-	-
MOOE	870,426,537.70	57,695.50	870,368,842.20	0.01%
FE	-	-	-	-
CO	3,472,030.00	-	3,472,030.00	0.00%
<b>Sub-total</b>	<b>873,898,567.70</b>	<b>57,695.50</b>	<b>873,840,872.20</b>	<b>0.01%</b>
RLIP	-	-	-	-
<b>TOTAL</b>	<b>873,898,567.70</b>	<b>57,695.50</b>	<b>873,840,872.20</b>	<b>0.01%</b>


Prepared by:

  
**ARJAY LOPEZ**  
 Budget Officer II

Certified by:

  
**RENANN M. MACAPINLAC**  
 Budget Officer II

Noted by:

  
**KEISHA M. NGUYEN**  
 FMD Chief