

DEPARTMENT OF SOCIAL WELFARE AND DEVELOPMENT
REGIONAL OFFICE III

STATUS OF ALLOTMENT, OBLIGATIONS INCURRED AND BALANCES
As of August 31, 2023

PARTICULARS	ALLOTMENT	OBLIGATIONS INCURRED	BALANCES	% of Utilization
CONTINUING APPROPRIATIONS				
A. REGULAR APPROPRIATIONS				
DIRECT RELEASE				
1. General Administration and Support Services				
PS	-	-	-	
MOOE	-	-	-	
CO	5,000.00	5,000.00	-	1.00
Sub-total	5,000.00	5,000.00	-	100.00%
RLIP	-	-	-	
TOTAL	5,000.00	5,000.00	-	100.00%
2. Provision of Services for center-based clients				
PS	-	-	-	
MOOE	5,224,549.49	5,224,549.49	-	100.00%
CO	-	-	-	
Sub-total	5,224,549.49	5,224,549.49	-	100.00%
RLIP	-	-	-	
TOTAL	5,224,549.49	5,224,549.49	-	100.00%
3. Provision of technical/advisory assistance and other related support services				
PS	-	-	-	
MOOE	373,337.79	373,337.79	-	100.00%
CO	-	-	-	
Sub-total	373,337.79	373,337.79	-	100.00%
RLIP	-	-	-	
TOTAL	373,337.79	373,337.79	-	100.00%
4. Supplementary Feeding Program				
PS	-	-	-	
MOOE	1,222,445.37	1,222,445.37	-	100.00%
CO	-	-	-	
Sub-total	1,222,445.37	1,222,445.37	-	100.00%
RLIP	-	-	-	
TOTAL	1,222,445.37	1,222,445.37	-	100.00%
5. Poverty and Reintegration Program for Trafficked Persons				
PS	-	-	-	
MOOE	77,894.94	77,894.94	-	100.00%
CO	-	-	-	
Sub-total	77,894.94	77,894.94	-	100.00%
RLIP	-	-	-	
TOTAL	77,894.94	77,894.94	-	100.00%

PARTICULARS	ALLOTMENT	OBLIGATIONS INCURRED	BALANCES	% of Utilization
6. Social Pension for Indigent Senior Citizens				
PS	-	-	-	
MOOE	7,902,633.43	7,902,633.43	-	100.00%
CO	-	-	-	
Sub-total	7,902,633.43	7,902,633.43	-	100.00%
RLIP			-	
TOTAL	7,902,633.43	7,902,633.43	-	100.00%
7. Sustainable Livelihood Program				
PS	-	-	-	
MOOE	19,754,260.82	19,754,260.82	-	100.00%
CO	-	-	-	
Sub-total	19,754,260.82	19,754,260.82	-	100.00%
RLIP			-	
TOTAL	19,754,260.82	19,754,260.82	-	100.00%
8. National Household Targeting System for Poverty Reduction				
PS	-	-	-	
MOOE	5,512.00	5,512.00	-	100.00%
CO	-	-	-	
Sub-total	5,512.00	5,512.00	-	100.00%
RLIP			-	
TOTAL	5,512.00	5,512.00	-	100.00%
TOTAL, DIRECT RELEASE				
PS	-	-	-	
MOOE	34,560,633.84	34,560,633.84	-	100.00%
CO	5,000.00	5,000.00	-	1.00
Sub-total	34,565,633.84	34,565,633.84	-	100.00%
RLIP	-	-	-	
TOTAL	34,565,633.84	34,565,633.84	-	100.00%
CENTRALLY-MANAGED FUND				
1. General Administration and Support Services				
PS	-	-	-	
MOOE	39,543.00	39,543.00	-	100.00%
CO	-	-	-	
Sub-total	39,543.00	39,543.00	-	100.00%
RLIP	-	-	-	
TOTAL	39,543.00	39,543.00	-	100.00%
2. Information and Communication Technology Service Management				
PS	-	-	-	
MOOE	532,931.86	520,611.86	12,320.00	97.69%
CO	617,030.00	617,030.00	-	100.00%
Sub-total	1,149,961.86	1,137,641.86	12,320.00	98.93%
RLIP	-	-	-	
TOTAL	1,149,961.86	1,137,641.86	12,320.00	98.93%

PARTICULARS	ALLOTMENT	OBLIGATIONS INCURRED	BALANCES	% of Utilization
6. EPAHP-NPMO				
PS	-	-	-	
MOOE	153,283.00	153,283.00	-	1.00
CO	-	-	-	
Sub-total	153,283.00	153,283.00	-	1.00
RLIP	-	-	-	
TOTAL	153,283.00	153,283.00	-	1.00
7. National Household Targeting System				
PS	-	-	-	
MOOE	19,930.00	-	19,930.00	0.00%
CO	-	-	-	
Sub-total	19,930.00	-	19,930.00	0.00%
RLIP	-	-	-	
TOTAL	19,930.00	-	19,930.00	0.00%
8. Pantawid Pamilya				
PS	-	-	-	
MOOE	2,181,755.34	2,181,755.34	-	100.00%
FE	-	-	-	
CO	-	-	-	
Sub-total	2,181,755.34	2,181,755.34	-	100.00%
RLIP	-	-	-	
TOTAL	2,181,755.34	2,181,755.34	-	100.00%
9. Sustainable Livelihood Program				
PS	-	-	-	
MOOE	32,387.48	32,387.48	-	100.00%
CO	-	-	-	
Sub-total	32,387.48	32,387.48	-	100.00%
RLIP	-	-	-	
TOTAL	32,387.48	32,387.48	-	100.00%
11. KALAHI-CIDSS-KKB				
PS	-	-	-	
MOOE	37,067,299.73	2,053,721.30	35,013,578.43	5.54%
CO	-	-	-	
Sub-total	37,067,299.73	2,053,721.30	35,013,578.43	5.54%
RLIP	-	-	-	
TOTAL	37,067,299.73	2,053,721.30	35,013,578.43	5.54%
12. Centers				
PS	-	-	-	
MOOE	3,696,356.04	3,685,938.04	10,418.00	99.72%
CO	2,850,000.00	-	2,850,000.00	-
Sub-total	6,546,356.04	3,685,938.04	2,860,418.00	56.31%
RLIP	-	-	-	
TOTAL	6,546,356.04	3,685,938.04	2,860,418.00	56.31%

PARTICULARS	ALLOTMENT	OBLIGATIONS INCURRED	BALANCES	% of Utilization
13. Supplementary Feeding Program				
PS	-	-	-	
MOOE	3,948,288.45	3,948,288.45	-	1.00
CO	-	-	-	
Sub-total	3,948,288.45	3,948,288.45	-	1.00
RLIP	-	-	-	
TOTAL	3,948,288.45	3,948,288.45	-	1.00
14. Social Pension for Indigent Senior Citizens				
PS	-	-	-	
MOOE	1,800.00	1,800.00	-	1.00
CO	-	-	-	
Sub-total	1,800.00	1,800.00	-	1.00
RLIP	-	-	-	
TOTAL	1,800.00	1,800.00	-	1.00
15. Implementation of RA No. 10868 or the Centenarians Act of 2016				
PS	-	-	-	
MOOE	14,076.93	14,076.93	-	100.00%
CO	-	-	-	
Sub-total	14,076.93	14,076.93	-	100.00%
RLIP	-	-	-	
TOTAL	14,076.93	14,076.93	-	100.00%
16. Protective Services for Individuals and Families in Difficult Circumstances				
PS	-	-	-	
MOOE	691,147,189.30	689,524,414.54	1,622,774.76	99.77%
CO	-	-	-	
Sub-total	691,147,189.30	689,524,414.54	1,622,774.76	99.77%
RLIP	-	-	-	
TOTAL	691,147,189.30	689,524,414.54	1,622,774.76	99.77%
17. Assistance to Persons with Disability and Older Persons				
PS	-	-	-	
MOOE	47,100.00	47,100.00	-	100.00%
CO	-	-	-	
Sub-total	47,100.00	47,100.00	-	100.00%
RLIP	-	-	-	
TOTAL	47,100.00	47,100.00	-	100.00%
18. Comprehensive Proj. for Street Children, Street Families & Ips - Esp. Badjaus				
PS	-	-	-	
MOOE	16,442.55	-	16,442.55	0.00%
CO	-	-	-	
Sub-total	16,442.55	-	16,442.55	0.00%
RLIP	-	-	-	
TOTAL	16,442.55	-	16,442.55	0.00%
20. Social Protection Program for Adolescent Mothers and Their Children				
PS	-	-	-	
MOOE	501,700.00	501,700.00	-	100.00%
CO	-	-	-	
Sub-total	501,700.00	501,700.00	-	100.00%
RLIP	-	-	-	
TOTAL	501,700.00	501,700.00	-	100.00%


PARTICULARS	ALLOTMENT	OBLIGATIONS INCURRED	BALANCES	% of Utilization
23. Poverty and Reintegration Program for Trafficked Persons				
PS	-	-	-	
MOOE	292,000.00	292,000.00	-	100.00%
CO	-	-	-	
Sub-total	292,000.00	292,000.00	-	100.00%
RLIP	-	-	-	
TOTAL	292,000.00	292,000.00	-	100.00%
24. Disaster response and rehabilitation program				
PS	-	-	-	
MOOE	1,249,810.62	1,247,107.62	2,703.00	99.78%
CO	-	-	-	
Sub-total	1,249,810.62	1,247,107.62	2,703.00	99.78%
RLIP	-	-	-	
TOTAL	1,249,810.62	1,247,107.62	2,703.00	99.78%
30. Standards-setting, Licensing, accreditation and monitoring services				
PS	-	-	-	
MOOE	23,315.89	23,315.89	-	100.00%
CO	-	-	-	
Sub-total	23,315.89	23,315.89	-	100.00%
RLIP	-	-	-	
TOTAL	23,315.89	23,315.89	-	100.00%
31. Provision of Capability Training Program				
PS	-	-	-	
MOOE	34,400.00	34,400.00	-	100.00%
CO	-	-	-	
Sub-total	34,400.00	34,400.00	-	100.00%
RLIP	-	-	-	
TOTAL	34,400.00	34,400.00	-	100.00%
TOTAL, CMF				
PS	-	-	-	
MOOE	740,999,610.19	704,301,443.45	36,698,166.74	95.05%
FE	-	-	-	
CO	3,467,030.00	617,030.00	2,850,000.00	17.80%
Sub-total	744,466,640.19	704,918,473.45	39,548,166.74	94.69%
RLIP	-	-	-	
TOTAL	744,466,640.19	704,918,473.45	39,548,166.74	94.69%
TOTAL, REGULAR APPROPRIATIONS		704,918,473.45		
PS	-	-	-	
MOOE	775,560,244.03	738,862,077.29	36,698,166.74	95.27%
FE	-	-	-	
CO	3,472,030.00	622,030.00	2,850,000.00	17.92%
Sub-total	779,032,274.03	739,484,107.29	39,548,166.74	94.92%
RLIP	-	-	-	
TOTAL	779,032,274.03	739,484,107.29	39,548,166.74	94.92%

PARTICULARS	ALLOTMENT	OBLIGATIONS INCURRED	BALANCES	% of Utilization
B. AUTOMATIC APPROPRIATIONS				
TOTAL, AUTOMATIC APPROPRIATIONS				
PS	-	-	-	
MOOE	-	-	-	
CO	-	-	-	
Sub-total	-	-	-	
RLIP	-	-	-	
TOTAL	-	-	-	
B. SPECIAL PURPOSE FUNDS				
4. CALAMITY FUND				
PS			-	
MOOE	92,630,605.44	92,115,331.44	515,274.00	99.44%
CO	-	-	-	
Sub-total	92,630,605.44	92,115,331.44	515,274.00	99.44%
RLIP			-	
TOTAL	92,630,605.44	92,115,331.44	515,274.00	99.44%
MOOE	1,500,112.73	729,385.74	770,726.99	48.62%
CO			-	
Sub-total	1,500,112.73	729,385.74	770,726.99	48.62%
RLIP			-	
TOTAL	1,500,112.73	729,385.74	770,726.99	48.62%
TOTAL, SPECIAL PURPOSE FUND				
PS	-	-	-	
MOOE	94,130,718.17	92,844,717.18	1,286,000.99	98.63%
CO	-	-	-	
Sub-total	94,130,718.17	92,844,717.18	1,286,000.99	98.63%
RLIP			-	
TOTAL	94,130,718.17	92,844,717.18	1,286,000.99	98.63%
SUMMARY - FUND 101 CONTINUING APPROPRIATIONS				
PS	-	-	-	
MOOE	869,690,962.20	831,706,794.47	37,984,167.73	95.63%
FE	-	-	-	
CO	3,472,030.00	622,030.00	2,850,000.00	17.92%
Sub-total	873,162,992.20	832,328,824.47	40,834,167.73	95.32%
RLIP	-	-	-	
TOTAL	873,162,992.20	832,328,824.47	40,834,167.73	95.32%

Prepared by:


HAIZEL L. CASTAÑEDA
 Financial Analyst II

Certified by:


RENANN M. MACAPINLAC
 Budget Officer III

DEPARTMENT OF SOCIAL WELFARE AND DEVELOPMENT
REGIONAL OFFICE III

STATUS OF ALLOTMENT, OBLIGATIONS INCURRED AND BALANCES
As of August 31, 2023

PARTICULARS	ALLOTMENT	OBLIGATIONS INCURRED	BALANCES	% of Utilization
CURRENT APPROPRIATIONS				
A. REGULAR APPROPRIATIONS				
DIRECT RELEASE				
1. General Administration and Support Services				
PS	-	-	-	
MOOE	18,875,000.00	11,357,165.58	7,517,834.42	60.17%
CO	-	-	-	
Sub-total	18,875,000.00	11,357,165.58	7,517,834.42	60.17%
RLIP	-	-	-	
TOTAL	18,875,000.00	11,357,165.58	7,517,834.42	60.17%
2. Provision of Services for center-based clients				
PS	53,000,000.00	28,258,879.89	24,741,120.11	53.32%
MOOE	75,284,000.00	48,138,814.79	27,145,185.21	63.94%
CO	-	-	-	
Sub-total	128,284,000.00	76,397,694.68	51,886,305.32	59.55%
RLIP	1,484,000.00	952,809.16	531,190.84	64.21%
TOTAL	129,768,000.00	77,350,503.84	52,417,496.16	59.61%
3. Provision of technical/advisory assistance and other related support services				
PS	72,169,000.00	48,393,975.66	23,775,024.34	67.06%
MOOE	13,727,000.00	5,194,320.66	8,532,679.34	37.84%
CO	-	-	-	
Sub-total	85,896,000.00	53,588,296.32	32,307,703.68	62.39%
RLIP	5,859,000.00	4,140,806.91	1,718,193.09	70.67%
TOTAL	91,755,000.00	57,729,103.23	34,025,896.77	62.92%
4. Supplementary Feeding Program				
PS	-	-	-	
MOOE	230,227,000.00	218,104,109.53	12,122,890.47	94.73%
CO	-	-	-	
Sub-total	230,227,000.00	218,104,109.53	12,122,890.47	94.73%
RLIP	-	-	-	
TOTAL	230,227,000.00	218,104,109.53	12,122,890.47	94.73%
5. Poverty and Reintegration Program for Trafficked Persons				
PS	-	-	-	
MOOE	937,000.00	702,899.95	234,100.05	75.02%
CO	-	-	-	
Sub-total	937,000.00	702,899.95	234,100.05	75.02%
RLIP	-	-	-	

PARTICULARS	ALLOTMENT	OBLIGATIONS INCURRED	BALANCES	% of Utilization
TOTAL	937,000.00	702,899.95	234,100.05	75.02%
6. Social Pension for Indigent Senior Citizens				
PS	1,731,000.00	1,057,752.39	673,247.61	61.11%
MOOE	820,601,000.00	450,107,261.79	370,493,738.21	54.85%
CO	-	-	-	
Sub-total	822,332,000.00	451,165,014.18	371,166,985.82	54.86%
RLIP			-	
TOTAL	822,332,000.00	451,165,014.18	371,166,985.82	54.86%
7. Sustainable Livelihood Program				
PS	13,381,000.00	6,878,760.63	6,502,239.37	51.41%
MOOE	78,642,000.00	46,448,231.02	32,193,768.98	59.06%
CO	-	-	-	
Sub-total	92,023,000.00	53,326,991.65	38,696,008.35	57.95%
RLIP			-	
TOTAL	92,023,000.00	53,326,991.65	38,696,008.35	57.95%
8. National Household Targeting System for Poverty Reduction				
PS	5,253,000.00	2,993,870.61	2,259,129.39	56.99%
MOOE	835,000.00	613,361.25	221,638.75	73.46%
CO	-	-	-	
Sub-total	6,088,000.00	3,607,231.86	2,480,768.14	59.25%
RLIP			-	
TOTAL	6,088,000.00	3,607,231.86	2,480,768.14	59.25%
TOTAL, DIRECT RELEASE				
PS	145,534,000.00	87,583,239.18	57,950,760.82	60.18%
MOOE	1,239,128,000.00	780,666,164.57	458,461,835.43	63.00%
CO	-	-	-	
Sub-total	1,384,662,000.00	868,249,403.75	516,412,596.25	62.70%
RLIP	7,343,000.00	5,093,616.07	2,249,383.93	69.37%
TOTAL	1,392,005,000.00	873,343,019.82	518,661,980.18	62.74%
CENTRALLY-MANAGED FUND	1,392,005,000.00	873,343,019.82		0.627399341
1. General Administration and Support Services				
PS	860,367.00	539,870.96	320,496.04	62.75%
MOOE	2,255,130.00	1,762,134.00	492,996.00	78.14%
CO	-	-	-	
Sub-total	3,115,497.00	2,302,004.96	813,492.04	73.89%
RLIP			-	
TOTAL	3,115,497.00	2,302,004.96	813,492.04	73.89%
2. Information and Communication Technology Service Management				
PS	-	-	-	
MOOE	10,602,356.00	5,383,976.90	5,218,379.10	50.78%
CO	7,500,000.00	1,639,370.00	5,860,630.00	21.86%
Sub-total	18,102,356.00	7,023,346.90	11,079,009.10	38.80%
RLIP			-	

PARTICULARS	ALLOTMENT	OBLIGATIONS INCURRED	BALANCES	% of Utilization
TOTAL	18,102,356.00	7,023,346.90	11,079,009.10	38.80%
4. Social Technology Development and Enhancement				
PS	-	-	-	
MOOE	2,559,550.00	1,621,789.17	937,760.83	63.36%
CO	-	-	-	
Sub-total	2,559,550.00	1,621,789.17	937,760.83	63.36%
RLIP	-	-	-	
TOTAL	2,559,550.00	1,621,789.17	937,760.83	63.36%
5. Formulation and Development of Policies and Plans				
PS	-	-	-	
MOOE	9,000.00	9,000.00	-	100.00%
CO	-	-	-	
Sub-total	9,000.00	9,000.00	-	100.00%
RLIP	-	-	-	
TOTAL	9,000.00	9,000.00	-	100.00%
6. EPAHP-NPMO				
PS	-	-	-	
MOOE	3,572,200.00	1,993,745.68	1,578,454.32	55.81%
CO	-	-	-	
Sub-total	3,572,200.00	1,993,745.68	1,578,454.32	55.81%
RLIP	-	-	-	
TOTAL	3,572,200.00	1,993,745.68	1,578,454.32	55.81%
7. National Household Targeting System				
PS	-	-	-	
MOOE	947,600.00	12,947.70	934,652.30	1.37%
CO	-	-	-	
Sub-total	947,600.00	12,947.70	934,652.30	1.37%
RLIP	-	-	-	
TOTAL	947,600.00	12,947.70	934,652.30	1.37%
8. Pantawid Pamilya				
PS	495,328,605.00	299,719,749.31	195,608,855.69	60.51%
MOOE	202,950,489.69	90,500,099.83	112,450,389.86	44.59%
FE	-	-	-	
CO	-	-	-	
Sub-total	698,279,094.69	390,219,849.14	308,059,245.55	55.88%
RLIP	-	-	-	
TOTAL	698,279,094.69	390,219,849.14	308,059,245.55	55.88%
9. Sustainable Livelihood Program				
PS	-	-	-	
MOOE	174,612,582.00	7,394,630.35	167,217,951.65	4.23%
CO	-	-	-	
Sub-total	174,612,582.00	7,394,630.35	167,217,951.65	4.23%
RLIP	-	-	-	

PARTICULARS	ALLOTMENT	OBLIGATIONS INCURRED	BALANCES	% of Utilization
TOTAL	174,612,582.00	7,394,630.35	167,217,951.65	4.23%
11. KALAHI-CIDSS-KKB				
PS	-	-	-	
MOOE	57,550,579.02	6,144,717.95	51,405,861.07	10.68%
CO	-	-	-	
Sub-total	57,550,579.02	6,144,717.95	51,405,861.07	10.68%
RLIP	-	-	-	
TOTAL	57,550,579.02	6,144,717.95	51,405,861.07	10.68%
12. Centers				
PS	-	-	-	
MOOE	30,889,536.00	6,048,291.17	24,841,244.83	19.58%
CO	70,335,000.00	7,695,445.00	62,639,555.00	10.94%
Sub-total	101,224,536.00	13,743,736.17	87,480,799.83	13.58%
RLIP	-	-	-	
TOTAL	101,224,536.00	13,743,736.17	87,480,799.83	13.58%
13. Supplementary Feeding Program				
PS	-	-	-	
MOOE	87,240,000.00	20,286,071.55	66,953,928.45	23.25%
CO	-	-	-	
Sub-total	87,240,000.00	20,286,071.55	66,953,928.45	23.25%
RLIP	-	-	-	
TOTAL	87,240,000.00	20,286,071.55	66,953,928.45	23.25%
15. Implementation of RA No. 10868 or the Centenarians Act of 2016				
PS	-	-	-	
MOOE	29,447,059.00	28,937,149.10	509,909.90	98.27%
CO	-	-	-	
Sub-total	29,447,059.00	28,937,149.10	509,909.90	98.27%
RLIP	-	-	-	
TOTAL	29,447,059.00	28,937,149.10	509,909.90	98.27%
16. Protective Services for Individuals and Families in Difficult Circumstances				
PS	-	-	-	
MOOE	2,305,049,204.22	1,461,502,752.61	843,546,451.61	63.40%
CO	-	-	-	
Sub-total	2,305,049,204.22	1,461,502,752.61	843,546,451.61	63.40%
RLIP	-	-	-	
TOTAL	2,305,049,204.22	1,461,502,752.61	843,546,451.61	63.40%
17. Assistance to Persons with Disability and Older Persons				
PS	-	-	-	
MOOE	511,990.00	349,321.16	162,668.84	68.23%
CO	-	-	-	
Sub-total	511,990.00	349,321.16	162,668.84	68.23%
RLIP	-	-	-	

PARTICULARS	ALLOTMENT	OBLIGATIONS INCURRED	BALANCES	% of Utilization
TOTAL	511,990.00	349,321.16	162,668.84	68.23%
18. Comprehensive Proj. for Street Children, Street Families & Ips - Esp. Badjaus				
PS	-	-	-	
MOOE	2,684,867.88	289,306.91	2,395,560.97	10.78%
CO	-	-	-	
Sub-total	2,684,867.88	289,306.91	2,395,560.97	10.78%
RLIP	-	-	-	
TOTAL	2,684,867.88	289,306.91	2,395,560.97	10.78%
20. Social Protection Program for Adoloscent Mothers				
PS	-	-	-	
MOOE	15,900.00	-	15,900.00	-
CO	-	-	-	
Sub-total	15,900.00	-	15,900.00	0.00%
RLIP	-	-	-	
TOTAL	15,900.00	-	15,900.00	-
22. Services to Displaced Persons (Deportees)				
PS	-	-	-	
MOOE	1,027,100.00	-	1,027,100.00	-
CO	-	-	-	
Sub-total	1,027,100.00	-	1,027,100.00	0.00%
RLIP	-	-	-	
TOTAL	1,027,100.00	-	1,027,100.00	-
23. Poverty and Reintegration Program for Trafficked Persons				
PS	-	-	-	
MOOE	526,000.00	110,075.00	415,925.00	20.93%
CO	-	-	-	
Sub-total	526,000.00	110,075.00	415,925.00	20.93%
RLIP	-	-	-	
TOTAL	526,000.00	110,075.00	415,925.00	20.93%
24. Disaster response and rehabilitation program				
PS	-	-	-	
MOOE	215,192,472.92	87,653,280.44	127,539,192.48	40.73%
CO	-	-	-	
Sub-total	215,192,472.92	87,653,280.44	127,539,192.48	40.73%
RLIP	-	-	-	
TOTAL	215,192,472.92	87,653,280.44	127,539,192.48	40.73%
26. Quick Response Fund				
PS	-	-	-	
MOOE	1,145,400.00	1,058,000.00	87,400.00	92.37%
CO	-	-	-	
Sub-total	1,145,400.00	1,058,000.00	87,400.00	92.37%
RLIP	-	-	-	
TOTAL	1,145,400.00	1,058,000.00	87,400.00	92.37%

PARTICULARS	ALLOTMENT	OBLIGATIONS INCURRED	BALANCES	% of Utilization
29. Standards-setting, Licensing, accreditation and monitoring services				
PS	-	-	-	
MOOE	-	-	-	
CO	949,020.00	350,345.69	598,674.31	36.92%
Sub-total	949,020.00	350,345.69	598,674.31	36.92%
RLIP	-	-	-	
TOTAL	949,020.00	350,345.69	598,674.31	36.92%
TOTAL, CMF				
PS	496,188,972.00	300,259,620.27	195,929,351.73	60.51%
MOOE	3,129,738,036.73	1,721,407,635.21	1,408,330,401.52	55.00%
FE	-	-	-	
CO	77,835,000.00	9,334,815.00	68,500,185.00	11.99%
Sub-total	3,703,762,008.73	2,031,002,070.48	1,672,759,938.25	54.84%
RLIP	-	-	-	
TOTAL	3,703,762,008.73	2,031,002,070.48	1,672,759,938.25	54.84%
TOTAL, REGULAR APPROPRIATIONS		2,031,002,070.48		
PS	641,722,972.00	387,842,859.45	253,880,112.55	60.44%
MOOE	4,368,866,036.73	2,502,073,799.78	1,866,792,236.95	57.27%
FE	-	-	-	
CO	77,835,000.00	9,334,815.00	68,500,185.00	11.99%
Sub-total	5,088,424,008.73	2,899,251,474.23	2,189,172,534.50	56.98%
RLIP	7,343,000.00	5,093,616.07	2,249,383.93	69.37%
TOTAL	5,095,767,008.73	2,904,345,090.30	2,191,421,918.43	57.00%
B. AUTOMATIC APPROPRIATIONS				
TOTAL, AUTOMATIC APPROPRIATIONS				
PS	-	-	-	
MOOE	-	-	-	
CO	-	-	-	
Sub-total	-	-	-	
RLIP	-	-	-	
TOTAL	-	-	-	
B. SPECIAL PURPOSE FUNDS				
1. MISCELLANEOUS PERSONNEL BENEFIT FUND				
PS	15,074,334.41	14,955,589.63	118,744.78	99.21%
MOOE	-	-	-	
CO	-	-	-	
Sub-total	15,074,334.41	14,955,589.63	118,744.78	99.21%
RLIP	-	-	-	
TOTAL	15,074,334.41	14,955,589.63	118,744.78	99.21%

FIELD OFFICE III

As of August 31, 2023

PROGRAMS/ACTIVITIES/PROJECTS	OBJECT CODE	ALLOTMENT	REALLOCATION	ADJUSTED ALLOTMENT	TOTAL OBLIGATIONS INCURRED		Unobligated Balance of Allotment	Remarks
					This Report August			
CURRENT APPROPRIATIONS								
Maint. & Other Operating Expenses								
Traveling Expenses		576,000.00	-	576,000.00	13,070.00	13,070.00	562,930.00	
Travel Expenses-Local	50201010 00	576,000.00	-	576,000.00	13,070.00	13,070.00	562,930.00	
Travel Expenses-Foreign	50201020 00	-	-	-	-	-	-	
Training and Scholarship Expenses		6,146,281.31	5,310,820.31	11,457,101.62	-	2,555,148.00	8,901,953.62	
Training Expenses	50202010 00	6,146,281.31	5,310,820.31	11,457,101.62	-	2,555,148.00	8,901,953.62	
Scholarship Expenses	50202020 00	-	-	-	-	-	-	
Supplies and Materials Expenses		721,341.65	110,000.00	831,341.65	-	-	831,341.65	
Office Supplies Expenses	50203010 00	501,341.65	110,000.00	611,341.65	-	-	611,341.65	
Accountable Forms Expenses	50203020 00	-	-	-	-	-	-	
Food Supplies Expenses	50203050 00	-	-	-	-	-	-	
Welfare Goods Expenses	50203060 00	-	-	-	-	-	-	
Drugs and Medicines Expenses	50203070 00	-	-	-	-	-	-	
Medical, Dental and Laboratory Supplies Exp.	50203080 00	-	-	-	-	-	-	
Gasoline, Oil and Lubricants Expenses	50203090 00	-	-	-	-	-	-	
Semi Expendable Machinery & Equipment Exp	50203210 00	-	-	-	-	-	-	
Machinery	50203210 01	-	-	-	-	-	-	
Office Equipment	50203210 02	-	-	-	-	-	-	
ICT Equipment	50203210 03	220,000.00	-	220,000.00	-	-	220,000.00	
Communication Equipment	50203210 07	-	-	-	-	-	-	
Disaster Response & Rescue Equipment	50203210 08	-	-	-	-	-	-	
Medical Equipment	50203210 10	-	-	-	-	-	-	
Printing Equipment	50203210 11	-	-	-	-	-	-	
Other Machinery Equipment	50203210 99	-	-	-	-	-	-	
Semi Expendable Furniture, Fixtures & Books	50203220 00	-	-	-	-	-	-	
Furniture & Fixtures	50203220 01	-	-	-	-	-	-	
Books	50203220 02	-	-	-	-	-	-	
Other Supplies Expenses	50203990 00	-	-	-	-	-	-	
Utility Expenses		84,000.00	-	84,000.00	-	58,561.29	25,438.71	
Water Expenses	50204010 00	24,000.00	-	24,000.00	-	-	24,000.00	
Electricity Expenses	50204020 00	60,000.00	-	60,000.00	-	58,561.29	1,438.71	
Communication Expenses		673,800.00	(223,400.00)	450,400.00	6,750.00	101,690.00	348,710.00	
Postage and Deliveries	50205010 00	-	-	-	-	-	-	
Telephone Expenses-Mobile	50205020 01	673,800.00	(223,400.00)	450,400.00	6,750.00	101,690.00	348,710.00	
Telephone Expenses-Landline	50205020 02	-	-	-	-	-	-	
Internet expenses	50205030 00	-	-	-	-	-	-	
Cable, Satellite, Telegraph and Radio Expenses	50205040 00	-	-	-	-	-	-	
Awards/Rewards and Prizes		-	90,000.00	90,000.00	-	-	90,000.00	
Awards/Rewards Expense	50206010 00	-	-	-	-	-	-	
Prizes	50206020 00	-	90,000.00	90,000.00	-	-	90,000.00	
Survey Expenses	50207010 00	-	-	-	-	-	-	
Extraordinary & Miscellaneous Expenses	50210030 00	-	-	-	-	-	-	
Professional Services		33,561,320.92	(9,047,033.84)	24,514,287.08	812,562.42	8,098,529.31	16,415,757.77	
Legal Services	50211010 00	7,030,443.14	(2,693,120.31)	4,337,322.83	-	-	4,337,322.83	
Auditing Services	50211020 00	-	-	-	-	-	-	
Consultancy Services	50211030 00	-	-	-	-	-	-	
Other Professional Services	50211990 00	26,530,877.78	(6,353,913.53)	20,176,964.25	812,562.42	8,098,529.31	12,078,434.94	
General Services		-	-	-	-	-	-	
Janitorial Services	50212020 00	-	-	-	-	-	-	
Security Services	50212030 00	-	-	-	-	-	-	
Other General Services	50212990 00	-	-	-	-	-	-	
Repairs & Maintenance		-	450,000.00	450,000.00	150,000.00	150,000.00	300,000.00	
RM - Land Improvements	50213020 00	-	-	-	-	-	-	
RM - Other Infrastructure Assets	50213030 99	-	-	-	-	-	-	
RM - Buildings	50213040 00	-	300,000.00	300,000.00	-	-	300,000.00	
RM - Other Structures	50213040 99	-	-	-	-	-	-	
RM - Machinery	50213050 01	-	-	-	-	-	-	
RM - Office Equipment	50213050 02	-	-	-	-	-	-	
RM - ICT Equipment	50213050 03	-	-	-	-	-	-	
RM - Communication Equipment	50213050 07	-	-	-	-	-	-	
RM - Construction & Heavy Equipment	50213050 08	-	-	-	-	-	-	
RM - Disaster Response & Rescue Equipmt.	50213050 09	-	-	-	-	-	-	
RM - Medical Equipment	50213050 11	-	-	-	-	-	-	
RM - Printing Equipment	50213050 12	-	-	-	-	-	-	
RM - Other Machinery and Equipment	50213050 99	-	-	-	-	-	-	
RM - Motor Vehicle	50213060 01	-	150,000.00	150,000.00	150,000.00	150,000.00	-	
Financial Assistance/Subsidy		-	-	-	-	-	-	
Subsidy to National Government Agencies	50214010 00	-	-	-	-	-	-	
Financial Assistance to NGAs	50214020 00	-	-	-	-	-	-	
Financial Assistance to Local Government Units	50214030 00	-	-	-	-	-	-	
Financial Assistance to NGOs/POs	50214050 00	-	-	-	-	-	-	
Subsidies - Others	50214990 00	-	-	-	-	-	-	
Taxes, Insurance Premiums and Other Fees		125,000.00	-	125,000.00	-	108,750.00	16,250.00	
Taxes, Duties and Licenses	50215010 00	-	-	-	-	-	-	
Fidelity Bond Premiums	50215020 00	125,000.00	-	125,000.00	-	108,750.00	16,250.00	
Insurance Expenses	50215030 00	-	-	-	-	-	-	
Labor and Wages	50216010 00	-	-	-	-	-	-	

PROGRAMS/ACTIVITIES/PROJECTS	OBJECT CODE	ALLOTMENT	REALLOCATION	ADJUSTED ALLOTMENT	TOTAL OBLIGATIONS INCURRED		Unobligated Balance of Allotment	Remarks
					This Report August			
Other Maintenance and Operating Expenses								
Advertising Expense	50299010 00	180,000.00	2,180,000.00	2,360,000.00	672,000.00	699,225.00	1,660,775.00	
Printing & Publication Expenses	50299020 00	-	-	-	-	-	-	
Representation Expenses	50299030 00	-	-	-	-	-	-	
Transportation and Delivery Expenses	50299040 00	180,000.00	-	180,000.00	-	27,225.00	152,775.00	
Rents - Buildings & Structures	50299050 01	-	2,100,000.00	2,100,000.00	672,000.00	672,000.00	1,428,000.00	
Rents - Land	50299050 02	-	-	-	-	-	-	
Rents - Motor Vehicles	50299050 03	-	-	-	-	-	-	
Rents - Equipment	50299050 04	-	-	-	-	-	-	
Rents - Living Quarters	50299050 05	-	-	-	-	-	-	
Membership Dues & Cont. to Organizations	50299060 00	-	-	-	-	-	-	
Subscription Expenses	50299070 00	-	-	-	-	-	-	
Donations	50299080 00	-	-	-	-	-	-	
Other MOOE	50299990 99	-	80,000.00	80,000.00	-	-	80,000.00	
Sub-total, MOOE		42,067,743.88	(1,129,613.53)	40,938,130.35	1,654,382.42	11,784,973.60	29,153,156.75	
Capital Outlays								
Land Outlay								
Land Improvements Outlay	50604010 01	-	-	-	-	-	-	
Buildings & Structure Outlay	50604020 99	-	-	-	-	-	-	
Buildings & Structure Outlay								
Buildings	50604040 01	-	-	-	-	-	-	
Other Structures	50604040 99	-	-	-	-	-	-	
Machinery & Equipment Outlay								
Machinery	50604050 01	560,000.00	-	560,000.00	-	-	560,000.00	
Office Equipment	50604050 02	-	-	-	-	-	-	
Info. and Communication Technology Eqp.	50604050 03	560,000.00	-	560,000.00	-	-	560,000.00	
Communication Equipment	50604050 07	-	-	-	-	-	-	
Disaster Response & Rescue Equipment	50604050 09	-	-	-	-	-	-	
Medical Equipment	50604050 11	-	-	-	-	-	-	
Printing Equipment	50604050 12	-	-	-	-	-	-	
Other Machinery and Equipment, etc.	50604050 99	-	-	-	-	-	-	
Transportation Equipment								
Motor Vehicles	50604060 01	-	-	-	-	-	-	
Other Transportation Equipment, etc.	50604060 99	-	-	-	-	-	-	
Furniture & Books Outlay								
Furniture & Fixtures	50604070 01	-	-	-	-	-	-	
Books	50604070 02	-	-	-	-	-	-	
Other Property, Plant and Equipment								
Intangible Outlay	50604090 99	-	-	-	-	-	-	
Patents/Copyrights	50606010 00	-	-	-	-	-	-	
Computer Software	50606020 00	-	-	-	-	-	-	
Sub-total, Capital Outlay		560,000.00	-	560,000.00	-	-	560,000.00	
TOTAL, PS, MOOE, FE & Capital Outlay		42,627,743.88	(1,129,613.53)	41,498,130.35	1,654,382.42	11,784,973.60	29,713,156.75	
Total, Regular Appropriations		42,627,743.88	(1,129,613.53)	41,498,130.35	1,654,382.42	11,784,973.60	29,713,156.75	
310100300003000								
AF KC NCDDP (Additional Financing for KALAH-CIDSS NCDDP)								
GOP								
Maint. & Other Operating Expenses								
Traveling Expenses								
Travel Expenses-Local	50201010 00	-	-	-	-	-	-	
Travel Expenses-Foreign	50201020 00	-	-	-	-	-	-	
Training and Scholarship Expenses								
Training Expenses	50202010 00	2,855,031.31	2,590,700.00	5,445,731.31	-	2,555,148.00	2,890,583.31	
Scholarship Expenses	50202020 00	-	-	-	-	-	-	
Supplies and Materials Expenses								
Office Supplies Expenses	50203010 00	380,000.00	110,000.00	490,000.00	-	-	490,000.00	
Accountable Forms Expenses	50203020 00	-	-	-	-	-	-	
Food Supplies Expenses	50203050 00	-	-	-	-	-	-	
Welfare Goods Expenses	50203060 00	-	-	-	-	-	-	
Drugs and Medicines Expenses	50203070 00	-	-	-	-	-	-	
Medical, Dental and Laboratory Supplies Exp.	50203080 00	-	-	-	-	-	-	
Gasoline, Oil and Lubricants Expenses	50203090 00	-	-	-	-	-	-	
Semi Expendable Machinery & Equipment Exp.	50203210 00	-	-	-	-	-	-	
Machinery	50203210 01	-	-	-	-	-	-	
Office Equipment	50203210 02	-	-	-	-	-	-	
ICT Equipment	50203210 03	-	-	-	-	-	-	
Communication Equipment	50203210 07	-	-	-	-	-	-	
Disaster Response & Rescue Equipment	50203210 08	-	-	-	-	-	-	
Medical Equipment	50203210 10	-	-	-	-	-	-	
Printing Equipment	50203210 11	-	-	-	-	-	-	
Other Machinery Equipment	50203210 99	-	-	-	-	-	-	
Semi Expendable Furniture, Fixtures & Books	50203220 00	-	-	-	-	-	-	
Furniture & Fixtures	50203220 01	-	-	-	-	-	-	
Books	50203220 02	-	-	-	-	-	-	

PROGRAMS/ACTIVITIES/PROJECTS	OBJECT CODE	ALLOTMENT	REALLOCATION	ADJUSTED ALLOTMENT	TOTAL OBLIGATIONS INCURRED		Unobligated Balance of Allotment	Remarks
					This Report August			
Other Supplies Expenses	50203990 00	-	-	-	-	-	-	
Utility Expenses								
Water Expenses		84,000.00	-	84,000.00	-	58,561.29	25,438.71	
Electricity Expenses	50204010 00	24,000.00	-	24,000.00	-	-	24,000.00	
	50204020 00	60,000.00	-	60,000.00	-	58,561.29	1,438.71	
Communication Expenses								
Postage and Deliveries		526,200.00	(196,400.00)	329,800.00	6,750.00	101,690.00	228,110.00	
Telephone Expenses-Mobile	50205010 00	-	-	-	-	-	-	
Telephone Expenses-Landline	50205020 01	526,200.00	(196,400.00)	329,800.00	6,750.00	101,690.00	228,110.00	
Internet expenses	50205020 02	-	-	-	-	-	-	
Cable, Satellite, Telegraph and Radio Expenses	50205030 00	-	-	-	-	-	-	
	50205040 00	-	-	-	-	-	-	
Awards/Rewards and Prizes								
Awards/Rewards Expense		-	90,000.00	90,000.00	-	-	90,000.00	
Prizes	50206010 00	-	-	-	-	-	-	
	50206020 00	-	90,000.00	90,000.00	-	-	90,000.00	
	50207010 00	-	-	-	-	-	-	
Survey Expenses								
	50210030 00	-	-	-	-	-	-	
Extraordinary & Miscellaneous Expenses								
	50210030 00	26,530,877.78	(6,353,913.53)	20,176,964.25	812,562.42	8,098,529.31	12,078,434.94	
Professional Services								
Legal Services	50211010 00	-	-	-	-	-	-	
Auditing Services	50211020 00	-	-	-	-	-	-	
Consultancy Services	50211030 00	-	-	-	-	-	-	
Other Professional Services	50211990 00	26,530,877.78	(6,353,913.53)	20,176,964.25	812,562.42	8,098,529.31	12,078,434.94	
General Services								
Janitorial Services	50212020 00	-	-	-	-	-	-	
Security Services	50212030 00	-	-	-	-	-	-	
Other General Services	50212990 00	-	-	-	-	-	-	
Repairs & Maintenance								
RM - Land Improvements	50213020 00	-	450,000.00	450,000.00	150,000.00	150,000.00	300,000.00	
RM - Other Infrastructure Assets	50213030 99	-	-	-	-	-	-	
RM - Buildings	50213040 00	-	300,000.00	300,000.00	-	-	300,000.00	
RM - Other Structures	50213040 99	-	-	-	-	-	-	
RM - Machinery	50213050 01	-	-	-	-	-	-	
RM - Office Equipment	50213050 02	-	-	-	-	-	-	
RM - ICT Equipment	50213050 03	-	-	-	-	-	-	
RM - Communication Equipment	50213050 07	-	-	-	-	-	-	
RM - Construction & Heavy Equipment	50213050 08	-	-	-	-	-	-	
RM - Disaster Response & Rescue Equipmt.	50213050 09	-	-	-	-	-	-	
RM - Medical Equipment	50213050 11	-	-	-	-	-	-	
RM - Printing Equipment	50213050 12	-	-	-	-	-	-	
RM - Other Machinery and Equipment	50213050 99	-	-	-	-	-	-	
RM - Motor Vehicle	50213060 01	-	150,000.00	150,000.00	150,000.00	150,000.00	-	
Financial Assistance/Subsidy								
Subsidy to National Government Agencies	50214010 00	-	-	-	-	-	-	
Financial Assistance to NGAs	50214020 00	-	-	-	-	-	-	
Financial Assistance to Local Government Units	50214030 00	-	-	-	-	-	-	
Financial Assistance to NGOs/POs	50214050 00	-	-	-	-	-	-	
Subsidies - Others	50214990 00	-	-	-	-	-	-	
Taxes, Insurance Premiums and Other Fees								
Taxes, Duties and Licenses	50215010 00	125,000.00	-	125,000.00	-	108,750.00	16,250.00	
Fidelity Bond Premiums	50215020 00	125,000.00	-	125,000.00	-	108,750.00	16,250.00	
Insurance Expenses	50215030 00	-	-	-	-	-	-	
Labor and Wages	50216010 00	-	-	-	-	-	-	
Other Maintenance and Operating Expenses								
Advertising Expense	50299010 00	-	-	-	-	-	-	
Printing & Publication Expenses	50299020 00	-	-	-	-	-	-	
Representation Expenses	50299030 00	180,000.00	-	180,000.00	-	27,225.00	152,775.00	
Transportation and Delivery Expenses	50299040 00	-	-	-	-	-	-	
Rents - Buildings & Structures	50299050 01	-	2,100,000.00	2,100,000.00	672,000.00	672,000.00	1,428,000.00	
Rents - Land	50299050 02	-	-	-	-	-	-	
Rents - Motor Vehicles	50299050 03	-	-	-	-	-	-	
Rents - Equipment	50299050 04	-	-	-	-	-	-	
Rents - Living Quarters	50299050 05	-	-	-	-	-	-	
Membership Dues & Cont. to Organizations	50299060 00	-	-	-	-	-	-	
Subscription Expenses	50299070 00	-	-	-	-	-	-	
Donations	50299080 00	-	-	-	-	-	-	
Other MOOE	50299990 99	-	80,000.00	80,000.00	-	-	80,000.00	
Sub-total, MOOE		30,681,109.09	(1,129,613.53)	29,551,495.56	1,641,312.42	11,771,903.60	17,779,591.96	
TOTAL, PS, MOOE, FE & Capital Outlay		30,681,109.09	(1,129,613.53)	29,551,495.56	1,641,312.42	11,771,903.60	17,779,591.96	
Total, AF KC NCDDP (GOP)		30,681,109.09	(1,129,613.53)	29,551,495.56	1,641,312.42	11,771,903.60	17,779,591.96	
02101151 - GoP Counterpart Funds								
Maint. & Other Operating Expenses								
Traveling Expenses								
Travel Expenses-Local	50201010 00	-	-	-	-	-	-	
Travel Expenses-Foreign	50201020 00	-	-	-	-	-	-	
Training and Scholarship Expenses								
Training Expenses	50202010 00	2,855,031.31	2,590,700.00	5,445,731.31	-	2,555,148.00	2,890,583.31	
Scholarship Expenses	50202020 00	-	-	-	-	-	-	
Supplies and Materials Expenses								
		380,000.00	110,000.00	490,000.00	-	-	490,000.00	

PROGRAMS/ACTIVITIES/PROJECTS	OBJECT CODE	ALLOTMENT	REALLOCATION	ADJUSTED ALLOTMENT	TOTAL OBLIGATIONS INCURRED		Unobligated Balance of Allotment	Remarks
					This Report August			
Office Supplies Expenses	50203010 00	380,000.00	110,000.00	490,000.00			490,000.00	
Accountable Forms Expenses	50203020 00	-	-	-			-	
Food Supplies Expenses	50203050 00	-	-	-			-	
Welfare Goods Expenses	50203060 00	-	-	-			-	
Drugs and Medicines Expenses	50203070 00	-	-	-			-	
Medical, Dental and Laboratory Supplies Exp.	50203080 00	-	-	-			-	
Gasoline, Oil and Lubricants Expenses	50203090 00	-	-	-			-	
Semi Expendable Machinery & Equipment Exp.	50203210 00	-	-	-			-	
Machinery	50203210 01	-	-	-			-	
Office Equipment	50203210 02	-	-	-			-	
ICT Equipment	50203210 03	-	-	-			-	
Communication Equipment	50203210 07	-	-	-			-	
Disaster Response & Rescue Equipment	50203210 08	-	-	-			-	
Medical Equipment	50203210 10	-	-	-			-	
Printing Equipment	50203210 11	-	-	-			-	
Other Machinery Equipment	50203210 99	-	-	-			-	
Semi Expendable Furniture, Fixtures & Books	50203220 00	-	-	-			-	
Furniture & Fixtures	50203220 01	-	-	-			-	
Books	50203220 02	-	-	-			-	
Other Supplies Expenses	50203990 00	-	-	-			-	
Utility Expenses		84,000.00	-	84,000.00	-	58,561.29	25,438.71	
Water Expenses	50204010 00	24,000.00	-	24,000.00			24,000.00	
Electricity Expenses	50204020 00	60,000.00	-	60,000.00		58,561.29	1,438.71	
Communication Expenses		526,200.00	(196,400.00)	329,800.00	6,750.00	101,690.00	228,110.00	
Postage and Deliveries	50205010 00	-	-	-			-	
Telephone Expenses-Mobile	50205020 01	526,200.00	(196,400.00)	329,800.00	6,750.00	101,690.00	228,110.00	
Telephone Expenses-Landline	50205020 02	-	-	-			-	
Internet expenses	50205030 00	-	-	-			-	
Cable, Satellite, Telegraph and Radio Expenses	50205040 00	-	-	-			-	
Awards/Rewards and Prizes		-	-	90,000.00	-	-	90,000.00	
Awards/Rewards Expense	50206010 00	-	-	-			-	
Rewards & Incentives	50206010 02	-	-	-			-	
Prizes	50206020 00	-	90,000.00	90,000.00			90,000.00	
Survey Expenses	50207010 00	-	-	-			-	
Extraordinary & Miscellaneous Expenses	50210030 00	-	-	-			-	
Professional Services		26,530,877.78	(6,353,913.53)	20,176,964.25	812,562.42	8,098,529.31	12,078,434.94	
Legal Services	50211010 00	-	-	-			-	
Auditing Services	50211020 00	-	-	-			-	
Consultancy Services	50211030 00	-	-	-			-	
Other Professional Services	50211990 00	26,530,877.78	(6,353,913.53)	20,176,964.25	812,562.42	8,098,529.31	12,078,434.94	
General Services		-	-	-	-	-	-	
Janitorial Services	50212020 00	-	-	-			-	
Security Services	50212030 00	-	-	-			-	
Other General Services	50212990 00	-	-	-			-	
Repairs & Maintenance		-	450,000.00	450,000.00	150,000.00	150,000.00	300,000.00	
RM - Land Improvements	50213020 00	-	-	-			-	
RM - Other Infrastructure Assets	50213030 99	-	-	-			-	
RM - Buildings	50213040 00	-	300,000.00	300,000.00			300,000.00	
RM - Other Structures	50213040 99	-	-	-			-	
RM - Machinery	50213050 01	-	-	-			-	
RM - Office Equipment	50213050 02	-	-	-			-	
RM - ICT Equipment	50213050 03	-	-	-			-	
RM - Communication Equipment	50213050 07	-	-	-			-	
RM - Construction & Heavy Equipment	50213050 08	-	-	-			-	
RM - Disaster Response & Rescue Equip.	50213050 09	-	-	-			-	
RM - Medical Equipment	50213050 11	-	-	-			-	
RM - Printing Equipment	50213050 12	-	-	-			-	
RM - Other Machinery and Equipment	50213050 99	-	-	-			-	
RM - Motor Vehicle	50213060 01	-	150,000.00	150,000.00	150,000.00	150,000.00	-	
Financial Assistance/Subsidy		-	-	-	-	-	-	
Subsidy to National Government Agencies	50214010 00	-	-	-			-	
Financial Assistance to NGAs	50214020 00	-	-	-			-	
Financial Assistance to Local Government Units	50214030 00	-	-	-			-	
Financial Assistance to NGOs/POs	50214050 00	-	-	-			-	
Subsidies - Others	50214990 00	-	-	-			-	
Taxes, Insurance Premiums and Other Fees		125,000.00	-	125,000.00	-	108,750.00	16,250.00	
Taxes, Duties and Licenses	50215010 00	-	-	-			-	
Fidelity Bond Premiums	50215020 00	125,000.00	-	125,000.00		108,750.00	16,250.00	
Insurance Expenses	50215030 00	-	-	-			-	
Labor and Wages	50216010 00	-	-	-			-	
Other Maintenance and Operating Expenses		180,000.00	2,180,000.00	2,360,000.00	672,000.00	699,225.00	1,660,775.00	
Advertising Expense	50299010 00	-	-	-			-	
Printing & Publication Expenses	50299020 00	-	-	-			-	
Representation Expenses	50299030 00	180,000.00	-	180,000.00		27,225.00	152,775.00	
Transportation and Delivery Expenses	50299040 00	-	-	-			-	
Rents - Buildings & Structures	50299050 01	-	2,100,000.00	2,100,000.00	672,000.00	672,000.00	1,428,000.00	
Rents - Land	50299050 02	-	-	-			-	
Rents - Motor Vehicles	50299050 03	-	-	-			-	
Rents - Equipment	50299050 04	-	-	-			-	
Rents - Living Quarters	50299050 05	-	-	-			-	
Membership Dues & Cont. to Organizations	50299060 00	-	-	-			-	
Subscription Expenses	50299070 00	-	-	-			-	
Donations	50299080 00	-	-	-			-	
Other MOOE	50299990 99	-	80,000.00	80,000.00			80,000.00	

PROGRAMS/ACTIVITIES/PROJECTS	OBJECT CODE	ALLOTMENT	REALLOCATION	ADJUSTED ALLOTMENT	TOTAL OBLIGATIONS INCURRED		Unobligated Balance of Allotment	Remarks
					This Report August			
Sub-total, MOOE		30,681,109.09	(1,219,613.53)	29,551,495.56	1,641,312.42	11,771,903.60	17,779,591.96	
Financial Expenses								
Bank Charges	50301040 00							
Sub-total, Financial Exp.								
TOTAL, PS, MOOE, FE & Capital Outlay		30,681,109.09	(1,219,613.53)	29,551,495.56	1,641,312.42	11,771,903.60	17,779,591.96	
Add: Life and Retirement Insurance Cont.	50103010 00							
Total, AF-GOP		30,681,109.09	(1,219,613.53)	29,551,495.56	1,641,312.42	11,771,903.60	17,779,591.96	
02101151 - GoP Counterpart Funds (PMNP)								
Maint. & Other Operating Expenses								
Traveling Expenses								
Travel Expenses-Local	50201010 00	576,000.00	-	576,000.00	13,070.00	13,070.00	562,930.00	
Travel Expenses-Foreign	50201020 00	576,000.00	-	576,000.00	13,070.00	13,070.00	562,930.00	
Training and Scholarship Expenses								
Training Expenses	50202010 00	3,291,250.00	2,720,120.31	6,011,370.31	-	583,660.00	5,427,710.31	
Scholarship Expenses	50202020 00	3,291,250.00	2,720,120.31	6,011,370.31	-	583,660.00	5,427,710.31	
Supplies and Materials Expenses								
Office Supplies Expenses	50203010 00	341,341.65	-	341,341.65	-	-	341,341.65	
Accountable Forms Expenses	50203020 00	121,341.65	-	121,341.65	-	-	121,341.65	
Food Supplies Expenses	50203050 00	-	-	-	-	-	-	
Welfare Goods Expenses	50203060 00	-	-	-	-	-	-	
Drugs and Medicines Expenses	50203070 00	-	-	-	-	-	-	
Medical, Dental and Laboratory Supplies Exp.	50203080 00	-	-	-	-	-	-	
Gasoline, Oil and Lubricants Expenses	50203090 00	-	-	-	-	-	-	
Semi Expendable Machinery & Equipment Exp.	50203210 00	-	-	-	-	-	-	
Machinery	50203210 01	-	-	-	-	-	-	
Office Equipment	50203210 02	-	-	-	-	-	-	
ICT Equipment	50203210 03	220,000.00	-	220,000.00	-	-	220,000.00	
Communication Equipment	50203210 07	-	-	-	-	-	-	
Disaster Response & Rescue Equipment	50203210 08	-	-	-	-	-	-	
Medical Equipment	50203210 10	-	-	-	-	-	-	
Printing Equipment	50203210 11	-	-	-	-	-	-	
Other Machinery Equipment	50203210 99	-	-	-	-	-	-	
Semi Expendable Furniture, Fixtures & Books	50203220 00	-	-	-	-	-	-	
Furniture & Fixtures	50203220 01	-	-	-	-	-	-	
Books	50203220 02	-	-	-	-	-	-	
Other Supplies Expenses	50203990 00	-	-	-	-	-	-	
Utility Expenses								
Water Expenses	50204010 00	-	-	-	-	-	-	
Electricity Expenses	50204020 00	-	-	-	-	-	-	
Communication Expenses								
Postage and Deliveries	50205010 00	147,600.00	(27,000.00)	120,600.00	3,600.00	3,600.00	117,000.00	
Telephone Expenses-Mobile	50205020 01	147,600.00	(27,000.00)	120,600.00	3,600.00	3,600.00	117,000.00	
Telephone Expenses-Landline	50205020 02	-	-	-	-	-	-	
Internet expenses	50205030 00	-	-	-	-	-	-	
Cable, Satellite, Telegraph and Radio Expenses	50205040 00	-	-	-	-	-	-	
Awards/Rewards and Prizes								
Awards/Rewards Expense	50206010 00	-	-	-	-	-	-	
Rewards & Incentives	50206010 02	-	-	-	-	-	-	
Prizes	50206020 00	-	-	-	-	-	-	
Survey Expenses	50207010 00	-	-	-	-	-	-	
Extraordinary & Miscellaneous Expenses	50210030 00	-	-	-	-	-	-	
Professional Services								
Legal Services	50211010 00	7,030,443.14	(2,693,120.31)	4,337,322.83	490,551.43	959,120.89	3,378,201.94	
Auditing Services	50211020 00	-	-	-	-	-	-	
Consultancy Services	50211030 00	-	-	-	-	-	-	
Other Professional Services	50211990 00	7,030,443.14	(2,693,120.31)	4,337,322.83	490,551.43	959,120.89	3,378,201.94	
General Services								
Janitorial Services	50212020 00	-	-	-	-	-	-	
Security Services	50212030 00	-	-	-	-	-	-	
Other General Services	50212990 00	-	-	-	-	-	-	
Other Maintenance and Operating Expenses								
Advertising Expense	50299010 00	-	-	-	-	-	-	
Printing & Publication Expenses	50299020 00	-	-	-	-	-	-	
Representation Expenses	50299030 00	-	-	-	-	-	-	
Transportation and Delivery Expenses	50299040 00	-	-	-	-	-	-	
Rents - Buildings & Structures	50299050 01	-	-	-	-	-	-	
Rents - Land	50299050 02	-	-	-	-	-	-	
Rents - Motor Vehicles	50299050 03	-	-	-	-	-	-	
Rents - Equipment	50299050 04	-	-	-	-	-	-	
Rents - Living Quarters	50299050 05	-	-	-	-	-	-	
Membership Dues & Cont. to Organizations	50299060 00	-	-	-	-	-	-	
Subscription Expenses	50299070 00	-	-	-	-	-	-	
Donations	50299080 00	-	-	-	-	-	-	
Other MOOE	50299990 99	-	-	-	-	-	-	
Sub-total, MOOE		11,386,634.79	-	11,386,634.79	507,221.43	1,559,450.89	9,827,183.90	

PROGRAMS/ACTIVITIES/PROJECTS	OBJECT CODE	ALLOTMENT	REALLOCATION	ADJUSTED ALLOTMENT	TOTAL OBLIGATIONS INCURRED		Unobligated Balance of Allotment	Remarks
					This Report August			
Capital Outlays								
Machinery & Equipment Outlay								
Machinery		560,000.00	-	560,000.00	-	-	560,000.00	
Office Equipment	50604050 01							
Info. and Communication Technology Eqpt.	50604050 02							
Communication Equipment	50604050 03	560,000.00		560,000.00			560,000.00	
Disaster Response & Rescue Equipment	50604050 07							
Medical Equipment	50604050 09							
Printing Equipment	50604050 11							
Other Machinery and Equipment, etc.	50604050 12							
Sub-total, Capital Outlay	50604050 99						560,000.00	
		560,000.00	-	560,000.00	-	-	560,000.00	
TOTAL, PS, MOOE, FE & Capital Outlay		11,946,634.79	-	11,946,634.79	507,221.43	1,559,450.89	10,387,183.90	
Add: Life and Retirement Insurance Cont.	50103010 00							
Total, PMNP-GOP		11,946,634.79	-	11,946,634.79	507,221.43	1,559,450.89	10,387,183.90	
AF KC NCDDP (Additional Financing for KALAH-CIDSS NCDDP) LP SARO BMB-B-23-0014582								
Maint. & Other Operating Expenses								
Traveling Expenses								
Travel Expenses-Local	50201010 00	2,886,000.00	-	2,886,000.00	32,993.00	504,339.60	2,381,660.40	
Travel Expenses-Foreign	50201020 00							
Training and Scholarship Expenses		8,549,200.00	(1,200.00)	8,548,000.00		5,354,644.00	3,193,356.00	
Training Expenses	50202010 00	8,549,200.00	(1,200.00)	8,548,000.00				
Scholarship Expenses	50202020 00						1,200.00	
Supplies and Materials Expenses			1,200.00	1,200.00				1,200.00
Office Supplies Expenses	50203010 00		1,200.00	1,200.00				
Accountable Forms Expenses	50203020 00							
Food Supplies Expenses	50203050 00							
Welfare Goods Expenses	50203060 00							
Drugs and Medicines Expenses	50203070 00							
Medical, Dental and Laboratory Supplies Exp.	50203080 00							
Gasoline, Oil and Lubricants Expenses	50203090 00							
Semi Expendable Machinery & Equipment Exp.	50203210 00							
Machinery	50203210 01							
Office Equipment	50203210 02							
ICT Equipment	50203210 03							
Communication Equipment	50203210 07							
Disaster Response & Rescue Equipment	50203210 08							
Medical Equipment	50203210 10							
Printing Equipment	50203210 11							
Other Machinery Equipment	50203210 99							
Semi Expendable Furniture, Fixtures & Books	50203220 00							
Furniture & Fixtures	50203220 01							
Books	50203220 02							
Other Supplies Expenses	50203990 00							
		52,571,300.00		52,571,300.00		27,237,125.45	25,334,174.55	
Financial Assistance/Subsidy								
Subsidy to National Government Agencies	50214010 00							
Financial Assistance to NGAs	50214020 00							
Financial Assistance to Local Government Units	50214030 00							
Financial Assistance to NGOs/POs	50214050 00					27,237,125.45	25,334,174.55	
Subsidies - Others	50214990 00	52,571,300.00		52,571,300.00				
Taxes, Insurance Premiums and Other Fees								
Taxes, Duties and Licenses	50215010 00							
Fidelity Bond Premiums	50215020 00							
Insurance Expenses	50215030 00							
Labor and Wages	50216010 00							
		150,000.00		150,000.00			150,000.00	
Other Maintenance and Operating Expenses								
Advertising Expense	50299010 00							
Printing & Publication Expenses	50299020 00	150,000.00		150,000.00			150,000.00	
Representation Expenses	50299030 00							
Transportation and Delivery Expenses	50299040 00							
Rents - Buildings & Structures	50299050 01							
Rents - Land	50299050 02							
Rents - Motor Vehicles	50299050 03							
Rents - Equipment	50299050 04							
Rents - Living Quarters	50299050 05							
Membership Dues & Cont. to Organizations	50299060 00							
Subscription Expenses	50299070 00							
Donations	50299080 00							
Other MOOE	50299990 99							
Sub-total, MOOE		64,156,500.00		64,156,500.00	32,993.00	33,096,109.05	31,060,390.95	
Capital Outlays								
Machinery & Equipment Outlay								
Machinery	50604050 01							
Office Equipment	50604050 02							
Info. and Communication Technology Eqpt.	50604050 03							
Communication Equipment	50604050 07							
Disaster Response & Rescue Equipment	50604050 09							

PROGRAMS/ACTIVITIES/PROJECTS	OBJECT CODE	ALLOTMENT	REALLOCATION	ADJUSTED ALLOTMENT	TOTAL OBLIGATIONS INCURRED		Unobligated Balance of Allotment	Remarks
					This Report August			
Medical Equipment	50604050 11							
Printing Equipment	50604050 12							
Other Machinery and Equipment, etc.	50604050 99							
Sub-total, Capital Outlay								
TOTAL, PS, MOOE, FE & Capital Outlay		64,156,500.00		64,156,500.00	32,993.00	33,096,109.05	31,060,390.95	
Add: Life and Retirement Insurance Cont.	50103010 00							
Total, AF-KC-NCDDP (LP)		64,156,500.00		64,156,500.00	32,993.00	33,096,109.05	31,060,390.95	
KC-PMNP IBRD - SARO BMB-B-23-0013694								
Maint. & Other Operating Expenses								
Traveling Expenses								
Travel Expenses-Local	50201010 00							
Travel Expenses-Foreign	50201020 00							
Training and Scholarship Expenses								
Training Expenses	50202010 00	765,000.00		765,000.00			765,000.00	
Scholarship Expenses	50202020 00							
Financial Assistance/Subsidy								
Subsidy to National Government Agencies	50214010 00	13,515,000.00		13,515,000.00			13,515,000.00	
Financial Assistance to NGAs	50214020 00							
Financial Assistance to Local Government Units	50214030 00							
Financial Assistance to NGOs/POs	50214050 00							
Subsidies - Others	50214990 00	13,515,000.00		13,515,000.00			13,515,000.00	
Taxes, Insurance Premiums and Other Fees								
Taxes, Duties and Licenses	50215010 00	52,500.00		52,500.00			52,500.00	
Fidelity Bond Premiums	50215020 00	52,500.00		52,500.00			52,500.00	
Insurance Expenses	50215030 00							
Labor and Wages	50216010 00							
Sub-total, MOOE		14,332,500.00		14,332,500.00			14,332,500.00	
TOTAL, PS, MOOE, FE & Capital Outlay		14,332,500.00		14,332,500.00			14,332,500.00	
Add: Life and Retirement Insurance Cont.	50103010 00							
Total		14,332,500.00		14,332,500.00			14,332,500.00	

Prepared by:

HAIZEL L. CASTAÑEDA
 HAIZEL L. CASTAÑEDA
 Financial Analyst II

Certified by:

RENAN M. MACAPINLAC
 RENAN M. MACAPINLAC
 Budget Officer III

FIELD OFFICE III


As of August 31, 2023


PROGRAMS/ACTIVITIES/PROJECTS	OBJECT CODE	ALLOTMENT	REALLOCATION	ADJUSTED ALLOTMENT	TOTAL OBLIGATIONS INCURRED		Unobligated Balance of Allotment	Remarks
					This Report August			
CONTINUING APPROPRIATIONS								
Maint. & Other Operating Expenses								
Traveling Expenses		193,642.00	368,246.56	561,888.56	-	501,755.84	60,132.72	
Travel Expenses-Local	50201010 00	193,642.00	368,246.56	561,888.56	-	501,755.84	60,132.72	
Travel Expenses-Foreign	50201020 00	-	-	-	-	-	-	
Training and Scholarship Expenses		458,880.21	(458,880.21)	-	-	-	-	
Training Expenses	50202010 00	458,880.21	(458,880.21)	-	-	-	-	
Scholarship Expenses	50202020 00	-	-	-	-	-	-	
Supplies and Materials Expenses		63,816.73	(62,016.73)	1,800.00	-	-	1,800.00	
Office Supplies Expenses	50203010 00	45,328.73	(45,328.73)	-	-	-	-	
Accountable Forms Expenses	50203020 00	900.00	900.00	1,800.00	-	-	1,800.00	
Food Supplies Expenses	50203050 00	-	-	-	-	-	-	
Welfare Goods Expenses	50203060 00	-	-	-	-	-	-	
Drugs and Medicines Expenses	50203070 00	-	-	-	-	-	-	
Medical, Dental and Laboratory Supplies Exp	50203080 00	-	-	-	-	-	-	
Gasoline, Oil and Lubricants Expenses	50203090 00	-	-	-	-	-	-	
Semi Expendable Machinery & Equipment Exp	50203210 00	-	-	-	-	-	-	
Machinery	50203210 01	-	-	-	-	-	-	
Office Equipment	50203210 02	-	-	-	-	-	-	
ICT Equipment	50203210 03	-	-	-	-	-	-	
Communication Equipment	50203210 07	-	-	-	-	-	-	
Disaster Response & Rescue Equipment	50203210 08	-	-	-	-	-	-	
Medical Equipment	50203210 10	-	-	-	-	-	-	
Printing Equipment	50203210 11	-	-	-	-	-	-	
Other Machinery Equipment	50203210 99	-	-	-	-	-	-	
Semi Expendable Furniture, Fixtures & Books	50203220 00	-	-	-	-	-	-	
Furniture & Fixtures	50203220 01	-	-	-	-	-	-	
Books	50203220 02	-	-	-	-	-	-	
Other Supplies Expenses	50203990 00	17,588.00	(17,588.00)	-	-	-	-	
Utility Expenses		-	-	-	-	-	-	
Water Expenses	50204010 00	-	-	-	-	-	-	
Electricity Expenses	50204020 00	-	-	-	-	-	-	
Communication Expenses		207,904.36	(202,504.36)	5,400.00	-	5,400.00	-	
Postage and Deliveries	50205010 00	-	-	-	-	-	-	
Telephone Expenses-Mobile	50205020 01	207,904.36	(202,504.36)	5,400.00	-	5,400.00	-	
Telephone Expenses-Landline	50205020 02	-	-	-	-	-	-	
Internet expenses	50205030 00	-	-	-	-	-	-	
Cable, Satellite, Telegraph and Radio Expenses	50205040 00	-	-	-	-	-	-	
Awards/Rewards and Prizes		-	-	-	-	-	-	
Awards/Rewards Expense	50206010 00	-	-	-	-	-	-	
Prizes	50206020 00	-	-	-	-	-	-	
Survey Expenses	50207010 00	-	-	-	-	-	-	
Extraordinary & Miscellaneous Expenses	50210030 00	-	-	-	-	-	-	
Professional Services		5,874,258.56	(553,235.70)	5,321,022.86	1,175,100.00	4,565,996.73	755,026.13	
Legal Services	50211010 00	-	-	-	-	-	-	
Auditing Services	50211020 00	-	-	-	-	-	-	
Consultancy Services	50211030 00	-	-	-	-	-	-	
Other Professional Services	50211990 00	5,874,258.56	(553,235.70)	5,321,022.86	1,175,100.00	4,565,996.73	755,026.13	
General Services		-	-	-	-	-	-	
Janitorial Services	50212020 00	-	-	-	-	-	-	
Security Services	50212030 00	-	-	-	-	-	-	
Other General Services	50212990 00	-	-	-	-	-	-	
Repairs & Maintenance		-	-	-	-	-	-	
RM - Land Improvements	50213020 00	-	-	-	-	-	-	
RM - Other Infrastructure Assets	50213030 99	-	-	-	-	-	-	
RM - Buildings	50213040 00	-	-	-	-	-	-	
RM - Other Structures	50213040 99	-	-	-	-	-	-	
RM - Machinery	50213050 01	-	-	-	-	-	-	
RM - Office Equipment	50213050 02	-	-	-	-	-	-	
RM - ICT Equipment	50213050 03	-	-	-	-	-	-	
RM - Communication Equipment	50213050 07	-	-	-	-	-	-	
RM - Construction & Heavy Equipment	50213050 08	-	-	-	-	-	-	
RM - Disaster Response & Rescue Equipmt.	50213050 09	-	-	-	-	-	-	
RM - Medical Equipment	50213050 11	-	-	-	-	-	-	
RM - Printing Equipment	50213050 12	-	-	-	-	-	-	
RM - Other Machinery and Equipment	50213050 99	-	-	-	-	-	-	
RM - Motor Vehicle	50213060 01	-	-	-	-	-	-	
RM - Other Transportation Equipment	50213060 99	-	-	-	-	-	-	
RM - Furniture & Fixtures	50213070 00	-	-	-	-	-	-	
RM - Leased Assets Bldg. & Other Structures	50213080 01	-	-	-	-	-	-	
RM - Leased Assets Machinery & Other Eqpt.	50213080 99	-	-	-	-	-	-	
RM - Semi Expendable Machinery & Equipment Ex	50213210 00	-	-	-	-	-	-	
Machinery	50213210 01	-	-	-	-	-	-	
Office Equipment	50213210 02	-	-	-	-	-	-	
ICT Equipment	50213210 03	-	-	-	-	-	-	
Communication Equipment	50213210 07	-	-	-	-	-	-	
Disaster Response & Rescue Equipment	50213210 08	-	-	-	-	-	-	
Medical Equipment	50213210 10	-	-	-	-	-	-	
Printing Equipment	50213210 11	-	-	-	-	-	-	
Other Machinery Equipment	50213210 99	-	-	-	-	-	-	
RM - Semi Expendable Furniture, Fixtures & Book	50213220 00	-	-	-	-	-	-	
Furniture & Fixtures	50213220 01	-	-	-	-	-	-	
Books	50213220 02	-	-	-	-	-	-	

PROGRAMS/ACTIVITIES/PROJECTS	OBJECT CODE	ALLOTMENT	REALLOCATION	ADJUSTED ALLOTMENT	TOTAL OBLIGATIONS INCURRED		Unobligated Balance of Allotment	Remarks
					This Report August			
RM - Other Property, Plant and Equipment	50213990 99	-	-	-	-	-	-	
Financial Assistance/Subsidy		-	-	-	-	-	-	
Subsidy to National Government Agencies	50214010 00	-	-	-	-	-	-	
Financial Assistance to NGAs	50214020 00	-	-	-	-	-	-	
Financial Assistance to Local Government Units	50214030 00	-	-	-	-	-	-	
Financial Assistance to NGOs/POs	50214050 00	-	-	-	-	-	-	
Subsidies - Others	50214990 00	-	-	-	-	-	-	
Taxes, Insurance Premiums and Other Fees		-	-	-	-	-	-	
Taxes, Duties and Licenses	50215010 00	-	-	-	-	-	-	
Fidelity Bond Premiums	50215020 00	-	-	-	-	-	-	
Insurance Expenses	50215030 00	-	-	-	-	-	-	
Labor and Wages	50216010 00	-	-	-	-	-	-	
Other Maintenance and Operating Expenses		58,245.00	(58,245.00)	-	-	-	-	
Advertising Expense	50299010 00	56,970.00	(56,970.00)	-	-	-	-	
Printing & Publication Expenses	50299020 00	-	-	-	-	-	-	
Representation Expenses	50299030 00	1,275.00	(1,275.00)	-	-	-	-	
Transportation and Delivery Expenses	50299040 00	-	-	-	-	-	-	
Rents - Buildings & Structures	50299050 01	-	-	-	-	-	-	
Rents - Land	50299050 02	-	-	-	-	-	-	
Rents - Motor Vehicles	50299050 03	-	-	-	-	-	-	
Rents - Equipment	50299050 04	-	-	-	-	-	-	
Rents - Living Quarters	50299050 05	-	-	-	-	-	-	
Membership Dues & Cont. to Organizations	50299060 00	-	-	-	-	-	-	
Subscription Expenses	50299070 00	-	-	-	-	-	-	
Donations	50299080 00	-	-	-	-	-	-	
Other MOOE	50299990 99	-	-	-	-	-	-	
Sub-total, MOOE		6,856,746.86	(966,635.44)	5,890,111.42	1,175,100.00	5,073,152.57	816,958.85	
TOTAL, PS, MOOE, FE & Capital Outlay		6,856,746.86	(966,635.44)	5,890,111.42	1,175,100.00	5,073,152.57	816,958.85	
Total, Regular Appropriations		6,856,746.86	(966,635.44)	5,890,111.42	1,175,100.00	5,073,152.57	816,958.85	
31010030003000								
AF KC NCDDP (Additional Financing for KALAHI-CIDSS NCDDP)								
Maint. & Other Operating Expenses								
Traveling Expenses		185,842.00	368,246.56	554,088.56	-	501,755.84	52,332.72	
Travel Expenses-Local	50201010 00	185,842.00	368,246.56	554,088.56	-	501,755.84	52,332.72	
Travel Expenses-Foreign	50201020 00	-	-	-	-	-	-	
Training and Scholarship Expenses		458,880.21	(458,880.21)	-	-	-	-	
Training Expenses	50202010 00	458,880.21	(458,880.21)	-	-	-	-	
Scholarship Expenses	50202020 00	-	-	-	-	-	-	
Supplies and Materials Expenses		63,816.73	(62,016.73)	1,800.00	-	-	1,800.00	
Office Supplies Expenses	50203010 00	45,328.73	(45,328.73)	-	-	-	-	
Accountable Forms Expenses	50203020 00	900.00	900.00	1,800.00	-	-	1,800.00	
Food Supplies Expenses	50203050 00	-	-	-	-	-	-	
Welfare Goods Expenses	50203060 00	-	-	-	-	-	-	
Drugs and Medicines Expenses	50203070 00	-	-	-	-	-	-	
Medical, Dental and Laboratory Supplies Exp	50203080 00	-	-	-	-	-	-	
Gasoline, Oil and Lubricants Expenses	50203090 00	-	-	-	-	-	-	
Semi Expendable Machinery & Equipment Exp.	50203210 00	-	-	-	-	-	-	
Machinery	50203210 01	-	-	-	-	-	-	
Office Equipment	50203210 02	-	-	-	-	-	-	
ICT Equipment	50203210 03	-	-	-	-	-	-	
Communication Equipment	50203210 07	-	-	-	-	-	-	
Disaster Response & Rescue Equipment	50203210 08	-	-	-	-	-	-	
Medical Equipment	50203210 10	-	-	-	-	-	-	
Printing Equipment	50203210 11	-	-	-	-	-	-	
Other Machinery Equipment	50203210 99	-	-	-	-	-	-	
Semi Expendable Furniture, Fixtures & Books	50203220 00	-	-	-	-	-	-	
Furniture & Fixtures	50203220 01	-	-	-	-	-	-	
Books	50203220 02	-	-	-	-	-	-	
Other Supplies Expenses	50203990 00	17,588.00	(17,588.00)	-	-	-	-	
Utility Expenses		-	-	-	-	-	-	
Water Expenses	50204010 00	-	-	-	-	-	-	
Electricity Expenses	50204020 00	-	-	-	-	-	-	
Communication Expenses		207,904.36	(202,504.36)	5,400.00	-	5,400.00	-	
Postage and Deliveries	50205010 00	-	-	-	-	-	-	
Telephone Expenses-Mobile	50205020 01	207,904.36	(202,504.36)	5,400.00	-	5,400.00	-	
Telephone Expenses-Landline	50205020 02	-	-	-	-	-	-	
Internet expenses	50205030 00	-	-	-	-	-	-	
Cable, Satellite, Telegraph and Radio Expenses	50205040 00	-	-	-	-	-	-	
Awards/Rewards and Prizes		-	-	-	-	-	-	
Awards/Rewards Expense	50206010 00	-	-	-	-	-	-	
Prizes	50206020 00	-	-	-	-	-	-	
Survey Expenses	50207010 00	-	-	-	-	-	-	
Extraordinary & Miscellaneous Expenses	50210030 00	-	-	-	-	-	-	
Professional Services		5,874,258.56	(553,235.70)	5,321,022.86	1,175,100.00	4,565,996.73	755,026.13	
Legal Services	50211010 00	-	-	-	-	-	-	
Auditing Services	50211020 00	-	-	-	-	-	-	
Consultancy Services	50211030 00	-	-	-	-	-	-	
Other Professional Services	50211990 00	5,874,258.56	(553,235.70)	5,321,022.86	1,175,100.00	4,565,996.73	755,026.13	

PROGRAMS/ACTIVITIES/PROJECTS	OBJECT CODE	ALLOTMENT	REALLOCATION	ADJUSTED ALLOTMENT	TOTAL OBLIGATIONS INCURRED		Unobligated Balance of Allotment	Remarks
					This Report August			
General Services		-	-	-	-	-	-	
Janitorial Services	50212020 00	-	-	-	-	-	-	
Security Services	50212030 00	-	-	-	-	-	-	
Other General Services	50212990 00	-	-	-	-	-	-	
Labor and Wages	50216010 00	-	-	-	-	-	-	
Other Maintenance and Operating Expenses		58,245.00	(58,245.00)	-	-	-	-	
Advertising Expense	50299010 00	56,970.00	(56,970.00)	-	-	-	-	
Printing & Publication Expenses	50299020 00	-	-	-	-	-	-	
Representation Expenses	50299030 00	1,275.00	(1,275.00)	-	-	-	-	
Transportation and Delivery Expenses	50299040 00	-	-	-	-	-	-	
Rents - Buildings & Structures	50299050 01	-	-	-	-	-	-	
Rents - Land	50299050 02	-	-	-	-	-	-	
Rents - Motor Vehicles	50299050 03	-	-	-	-	-	-	
Rents - Equipment	50299050 04	-	-	-	-	-	-	
Rents - Living Quarters	50299050 05	-	-	-	-	-	-	
Membership Dues & Cont. to Organizations	50299060 00	-	-	-	-	-	-	
Subscription Expenses	50299070 00	-	-	-	-	-	-	
Donations	50299080 00	-	-	-	-	-	-	
Other MOOE	50299990 99	-	-	-	-	-	-	
Sub-total, MOOE		6,848,946.86	(966,635.44)	5,882,311.42	1,175,100.00	5,073,152.57	809,158.85	
TOTAL, PS, MOOE, FE & Capital Outlay		6,848,946.86	(966,635.44)	5,882,311.42	1,175,100.00	5,073,152.57	809,158.85	
Total, AF KC NCDDP		6,848,946.86	(966,635.44)	5,882,311.42	1,175,100.00	5,073,152.57	809,158.85	
F.O CONTINUING								
02101151 - GOP Counterpart Funds								
Maint. & Other Operating Expenses		185,842.00	360,646.56	546,488.56	-	501,755.84	44,732.72	
Traveling Expenses		185,842.00	360,646.56	546,488.56	-	501,755.84	44,732.72	
Travel Expenses-Local	50201010 00	-	-	-	-	-	-	
Travel Expenses-Foreign	50201020 00	-	-	-	-	-	-	
Training and Scholarship Expenses		451,280.21	(451,280.21)	-	-	-	-	
Training Expenses	50202010 00	451,280.21	(451,280.21)	-	-	-	-	
Scholarship Expenses	50202020 00	-	-	-	-	-	-	
Supplies and Materials Expenses		63,816.73	(62,016.73)	1,800.00	-	-	1,800.00	
Office Supplies Expenses	50203010 00	45,328.73	(45,328.73)	-	-	-	1,800.00	
Accountable Forms Expenses	50203020 00	900.00	900.00	1,800.00	-	-	-	
Food Supplies Expenses	50203050 00	-	-	-	-	-	-	
Welfare Goods Expenses	50203060 00	-	-	-	-	-	-	
Drugs and Medicines Expenses	50203070 00	-	-	-	-	-	-	
Medical, Dental and Laboratory Supplies Exp	50203080 00	-	-	-	-	-	-	
Gasoline, Oil and Lubricants Expenses	50203090 00	-	-	-	-	-	-	
Semi Expendable Machinery & Equipment Exp	50203210 00	-	-	-	-	-	-	
Machinery	50203210 01	-	-	-	-	-	-	
Office Equipment	50203210 02	-	-	-	-	-	-	
ICT Equipment	50203210 03	-	-	-	-	-	-	
Communication Equipment	50203210 07	-	-	-	-	-	-	
Disaster Response & Rescue Equipment	50203210 08	-	-	-	-	-	-	
Medical Equipment	50203210 10	-	-	-	-	-	-	
Printing Equipment	50203210 11	-	-	-	-	-	-	
Other Machinery Equipment	50203210 99	-	-	-	-	-	-	
Semi Expendable Furniture, Fixtures & Books	50203220 00	-	-	-	-	-	-	
Furniture & Fixtures	50203220 01	-	-	-	-	-	-	
Books	50203220 02	-	-	-	-	-	-	
Other Supplies Expenses	50203990 00	17,588.00	(17,588.00)	-	-	-	-	
Utility Expenses								
Water Expenses	50204010 00	-	-	-	-	-	-	
Electricity Expenses	50204020 00	-	-	-	-	-	-	
Communication Expenses		207,904.36	(202,504.36)	5,400.00	-	5,400.00	-	
Postage and Deliveries	50205010 00	-	-	-	-	-	-	
Telephone Expenses-Mobile	50205020 01	207,904.36	(202,504.36)	5,400.00	-	5,400.00	-	
Telephone Expenses-Landline	50205020 02	-	-	-	-	-	-	
Internet expenses	50205030 00	-	-	-	-	-	-	
Cable, Satellite, Telegraph and Radio Expenses	50205040 00	-	-	-	-	-	-	
Awards/Rewards and Prizes								
Awards/Rewards Expense	50206010 00	-	-	-	-	-	-	
Rewards & Incentives	50206010 02	-	-	-	-	-	-	
Prizes	50206020 00	-	-	-	-	-	-	
Survey Expenses	50207010 00	-	-	-	-	-	-	
Extraordinary & Miscellaneous Expenses	50210030 00	-	-	-	-	-	-	
Professional Services		5,527,294.87	(553,235.70)	4,974,059.17	1,175,100.00	4,565,996.73	408,062.44	
Legal Services	50211010 00	-	-	-	-	-	-	
Auditing Services	50211020 00	-	-	-	-	-	-	
Consultancy Services	50211030 00	-	-	-	-	-	-	
Other Professional Services	50211990 00	5,527,294.87	(553,235.70)	4,974,059.17	1,175,100.00	4,565,996.73	408,062.44	
General Services								
Janitorial Services	50212020 00	-	-	-	-	-	-	
Security Services	50212030 00	-	-	-	-	-	-	
Other General Services	50212990 00	-	-	-	-	-	-	

PROGRAMS/ACTIVITIES/PROJECTS	OBJECT CODE	ALLOTMENT	REALLOCATION	ADJUSTED ALLOTMENT	TOTAL OBLIGATIONS INCURRED		Unobligated Balance of Allotment	Remarks
					This Report August			
Other Maintenance and Operating Expenses								
Advertising Expense		58,245.00	(58,245.00)	-	-	-	-	
Printing & Publication Expenses	50299010 00	56,970.00	(56,970.00)	-	-	-	-	
Representation Expenses	50299020 00	-	-	-	-	-	-	
Transportation and Delivery Expenses	50299030 00	1,275.00	(1,275.00)	-	-	-	-	
Rents - Buildings & Structures	50299040 00	-	-	-	-	-	-	
Rents - Land	50299050 01	-	-	-	-	-	-	
Rents - Motor Vehicles	50299050 02	-	-	-	-	-	-	
	50299050 03	-	-	-	-	-	-	
Sub-total, MOOE		6,494,383.17	(966,635.44)	5,527,747.73	1,175,100.00	5,073,152.57	454,595.16	
TOTAL, PS, MOOE, FE & Capital Outlay		6,494,383.17	(966,635.44)	5,527,747.73	1,175,100.00	5,073,152.57	454,595.16	
Total, AF-GOP FO CONTINUING		6,494,383.17	(966,635.44)	5,527,747.73	1,175,100.00	5,073,152.57	454,595.16	
C.O CONTINUING								
02101151 - GoP Counterpart Funds								
Maint. & Other Operating Expenses								
Traveling Expenses								
Travel Expenses-Local	50201010 00	-	7,600.00	7,600.00	-	-	7,600.00	
Travel Expenses-Foreign	50201020 00	-	7,600.00	7,600.00	-	-	7,600.00	
Training and Scholarship Expenses		7,600.00	(7,600.00)	-	-	-	-	
Training Expenses	50202010 00	7,600.00	(7,600.00)	-	-	-	-	
Scholarship Expenses	50202020 00	-	-	-	-	-	-	
Professional Services		346,963.69	-	346,963.69	-	-	346,963.69	
Legal Services	50211010 00	-	-	-	-	-	-	
Auditing Services	50211020 00	-	-	-	-	-	-	
Consultancy Services	50211030 00	-	-	-	-	-	-	
Other Professional Services	50211990 00	346,963.69	-	346,963.69	-	-	346,963.69	
General Services		-	-	-	-	-	-	
Janitorial Services	50212020 00	-	-	-	-	-	-	
Security Services	50212030 00	-	-	-	-	-	-	
Other General Services	50212990 00	-	-	-	-	-	-	
Other Maintenance and Operating Expenses		-	-	-	-	-	-	
Advertising Expense	50299010 00	-	-	-	-	-	-	
Printing & Publication Expenses	50299020 00	-	-	-	-	-	-	
Representation Expenses	50299030 00	-	-	-	-	-	-	
Transportation and Delivery Expenses	50299040 00	-	-	-	-	-	-	
Rents - Buildings & Structures	50299050 01	-	-	-	-	-	-	
Rents - Land	50299050 02	-	-	-	-	-	-	
Rents - Motor Vehicles	50299050 03	-	-	-	-	-	-	
Rents - Equipment	50299050 04	-	-	-	-	-	-	
Rents - Living Quarters	50299050 05	-	-	-	-	-	-	
Membership Dues & Cont. to Organizations	50299060 00	-	-	-	-	-	-	
Subscription Expenses	50299070 00	-	-	-	-	-	-	
Donations	50299080 00	-	-	-	-	-	-	
Other MOOE	50299990 99	-	-	-	-	-	-	
Sub-total, MOOE		354,563.69	-	354,563.69	-	-	354,563.69	
TOTAL, PS, MOOE, FE & Capital Outlay		354,563.69	-	354,563.69	-	-	354,563.69	
Add: Life and Retirement Insurance Cont.	50103010 00	-	-	-	-	-	-	
Total, AF-GOP CO CONTINUING		354,563.69	-	354,563.69	-	-	354,563.69	
C.O CONTINUING								
310100300004000								
Beneficiary FIRST (Fast, Innovative and Responsive Service Transformation) (Emergency Social Protection Project)								
Maint. & Other Operating Expenses								
Traveling Expenses								
Travel Expenses-Local	50201010 00	7,800.00	-	7,800.00	-	-	7,800.00	
Travel Expenses-Foreign	50201020 00	-	-	-	-	-	-	
Training and Scholarship Expenses		-	-	-	-	-	-	
Training Expenses	50202010 00	-	-	-	-	-	-	
Scholarship Expenses	50202020 00	-	-	-	-	-	-	
Add: Life and Retirement Insurance Cont.	50103010 00	-	-	-	-	-	-	
Total, BFIRST		7,800.00	-	7,800.00	-	-	7,800.00	

Prepared by:

HAIZEL L. CASTAÑEDA
 Financial Analyst II

Certified by:

RENANN M. MACAPINLAC
 Budget Officer III