

DEPARTMENT OF SOCIAL WELFARE AND DEVELOPMENT  
REGIONAL OFFICE III

STATUS OF ALLOTMENT, OBLIGATIONS INCURRED AND BALANCES  
As of April 30, 2023

PARTICULARS	ALLOTMENT	OBLIGATIONS INCURRED	BALANCES	% of Utilization
<b>CURRENT APPROPRIATIONS</b>				
<b>A. REGULAR APPROPRIATIONS</b>				
<b>DIRECT RELEASE</b>				
<b>1. General Administration and Support Services</b>				
PS	-	-	-	
MOOE	18,875,000.00	6,449,918.00	12,425,082.00	34.17%
CO	-	-	-	
<b>Sub-total</b>	<b>18,875,000.00</b>	<b>6,449,918.00</b>	<b>12,425,082.00</b>	<b>34.17%</b>
RLIP	-	-	-	
<b>TOTAL</b>	<b>18,875,000.00</b>	<b>6,449,918.00</b>	<b>12,425,082.00</b>	<b>34.17%</b>
<b>2. Provision of Services for center-based clients</b>				
PS	53,000,000.00	13,143,591.33	39,856,408.67	24.80%
MOOE	75,284,000.00	24,897,980.90	50,386,019.10	33.07%
CO	-	-	-	
<b>Sub-total</b>	<b>128,284,000.00</b>	<b>38,041,572.23</b>	<b>90,242,427.77</b>	<b>29.65%</b>
RLIP	1,484,000.00	474,990.69	1,009,009.31	32.01%
<b>TOTAL</b>	<b>129,768,000.00</b>	<b>38,516,562.92</b>	<b>91,251,437.08</b>	<b>29.68%</b>
<b>3. Provision of technical/advisory assistance and other related support services</b>				
PS	72,169,000.00	22,567,900.51	49,601,099.49	31.27%
MOOE	13,727,000.00	2,834,369.03	10,892,630.97	20.65%
CO	-	-	-	
<b>Sub-total</b>	<b>85,896,000.00</b>	<b>25,402,269.54</b>	<b>60,493,730.46</b>	<b>29.57%</b>
RLIP	5,859,000.00	2,047,949.11	3,811,050.89	34.95%
<b>TOTAL</b>	<b>91,755,000.00</b>	<b>27,450,218.65</b>	<b>64,304,781.35</b>	<b>29.92%</b>
<b>4. Supplementary Feeding Program</b>				
PS	-	-	-	
MOOE	230,227,000.00	1,200,770.63	229,026,229.37	0.52%
CO	-	-	-	
<b>Sub-total</b>	<b>230,227,000.00</b>	<b>1,200,770.63</b>	<b>229,026,229.37</b>	<b>0.52%</b>
RLIP	-	-	-	
<b>TOTAL</b>	<b>230,227,000.00</b>	<b>1,200,770.63</b>	<b>229,026,229.37</b>	<b>0.52%</b>
<b>5. Poverty and Reintegration Program for Trafficked Persons</b>				
PS	-	-	-	
MOOE	937,000.00	442,329.49	494,670.51	47.21%
CO	-	-	-	
<b>Sub-total</b>	<b>937,000.00</b>	<b>442,329.49</b>	<b>494,670.51</b>	<b>47.21%</b>
RLIP	-	-	-	
<b>TOTAL</b>	<b>937,000.00</b>	<b>442,329.49</b>	<b>494,670.51</b>	<b>47.21%</b>

PARTICULARS	ALLOTMENT	OBLIGATIONS INCURRED	BALANCES	% of Utilization
<b>6. Social Pension for Indigent Senior Citizens</b>				
PS	1,731,000.00	537,329.28	1,193,670.72	31.04%
MOOE	820,601,000.00	286,679,944.33	533,921,055.67	34.94%
CO	-	-	-	-
<b>Sub-total</b>	<b>822,332,000.00</b>	<b>287,217,273.61</b>	<b>535,114,726.39</b>	<b>34.93%</b>
RLIP	-	-	-	-
<b>TOTAL</b>	<b>822,332,000.00</b>	<b>287,217,273.61</b>	<b>535,114,726.39</b>	<b>34.93%</b>
<b>7. Sustainable Livelihood Program</b>				
PS	13,381,000.00	2,956,138.29	10,424,861.71	22.09%
MOOE	78,642,000.00	16,179,563.86	62,462,436.14	20.57%
CO	-	-	-	-
<b>Sub-total</b>	<b>92,023,000.00</b>	<b>19,135,702.15</b>	<b>72,887,297.85</b>	<b>20.79%</b>
RLIP	-	-	-	-
<b>TOTAL</b>	<b>92,023,000.00</b>	<b>19,135,702.15</b>	<b>72,887,297.85</b>	<b>20.79%</b>
<b>8. National Household Targeting System for Poverty Reduction</b>				
PS	5,253,000.00	1,392,811.09	3,860,188.91	26.51%
MOOE	835,000.00	81,518.00	753,482.00	9.76%
CO	-	-	-	-
<b>Sub-total</b>	<b>6,088,000.00</b>	<b>1,474,329.09</b>	<b>4,613,670.91</b>	<b>24.22%</b>
RLIP	-	-	-	-
<b>TOTAL</b>	<b>6,088,000.00</b>	<b>1,474,329.09</b>	<b>4,613,670.91</b>	<b>24.22%</b>
<b>TOTAL, DIRECT RELEASE</b>				
PS	145,534,000.00	40,597,770.50	104,936,229.50	27.90%
MOOE	1,239,128,000.00	338,766,394.24	900,361,605.76	27.34%
CO	-	-	-	-
<b>Sub-total</b>	<b>1,384,662,000.00</b>	<b>379,364,164.74</b>	<b>1,005,297,835.26</b>	<b>27.40%</b>
RLIP	7,343,000.00	2,522,939.80	4,820,060.20	34.36%
<b>TOTAL</b>	<b>1,392,005,000.00</b>	<b>381,887,104.54</b>	<b>1,010,117,895.46</b>	<b>27.43%</b>
<b>CENTRALLY-MANAGED FUND</b>				
	1,392,005,000.00	(365,074,193.27) 16,812,911.27		0.012078197
<b>1. General Administration and Support Services</b>				
PS	860,367.00	247,496.48	612,870.52	28.77%
MOOE	461,020.00	16,654.00	444,366.00	3.61%
CO	-	-	-	-
<b>Sub-total</b>	<b>1,321,387.00</b>	<b>264,150.48</b>	<b>1,057,236.52</b>	<b>19.99%</b>
RLIP	-	-	-	-
<b>TOTAL</b>	<b>1,321,387.00</b>	<b>264,150.48</b>	<b>1,057,236.52</b>	<b>19.99%</b>
<b>2. Information and Communication Technology Service Management</b>				
PS	-	-	-	-
MOOE	10,602,356.00	1,822,864.16	8,779,491.84	17.19%
CO	5,000,000.00	254,830.00	4,745,170.00	5.10%
<b>Sub-total</b>	<b>15,602,356.00</b>	<b>2,077,694.16</b>	<b>13,524,661.84</b>	<b>13.32%</b>
RLIP	-	-	-	-
<b>TOTAL</b>	<b>15,602,356.00</b>	<b>2,077,694.16</b>	<b>13,524,661.84</b>	<b>13.32%</b>

PARTICULARS	ALLOTMENT	OBLIGATIONS INCURRED	BALANCES	% of Utilization
<b>4. Social Technology Development and Enhancement</b>				
PS	-	-	-	
MOOE	2,559,550.00	232,500.74	2,327,049.26	9.08%
CO	-	-	-	
<b>Sub-total</b>	<b>2,559,550.00</b>	<b>232,500.74</b>	<b>2,327,049.26</b>	<b>9.08%</b>
RLIP	-	-	-	
<b>TOTAL</b>	<b>2,559,550.00</b>	<b>232,500.74</b>	<b>2,327,049.26</b>	<b>9.08%</b>
<b>5. Formulation and Development of Policies and Plans</b>				
PS	-	-	-	
MOOE	9,000.00	-	9,000.00	0.00%
CO	-	-	-	
<b>Sub-total</b>	<b>9,000.00</b>	<b>-</b>	<b>9,000.00</b>	<b>0.00%</b>
RLIP	-	-	-	
<b>TOTAL</b>	<b>9,000.00</b>	<b>-</b>	<b>9,000.00</b>	<b>0.00%</b>
<b>6. EPAHP-NPMO</b>				
PS	-	-	-	
MOOE	3,572,200.00	888,093.05	2,684,106.95	24.86%
CO	-	-	-	
<b>Sub-total</b>	<b>3,572,200.00</b>	<b>888,093.05</b>	<b>2,684,106.95</b>	<b>24.86%</b>
RLIP	-	-	-	
<b>TOTAL</b>	<b>3,572,200.00</b>	<b>888,093.05</b>	<b>2,684,106.95</b>	<b>24.86%</b>
<b>7. National Household Targeting System</b>				
PS	-	-	-	
MOOE	620,000.00	-	620,000.00	0.00%
CO	-	-	-	
<b>Sub-total</b>	<b>620,000.00</b>	<b>-</b>	<b>620,000.00</b>	<b>0.00%</b>
RLIP	-	-	-	
<b>TOTAL</b>	<b>620,000.00</b>	<b>-</b>	<b>620,000.00</b>	<b>0.00%</b>
<b>8. Pantawid Pamilya</b>				
PS	495,328,605.00	140,399,604.49	354,929,000.51	28.34%
MOOE	176,218,208.96	17,175,574.90	159,042,634.06	9.75%
FE	-	-	-	
CO	-	-	-	
<b>Sub-total</b>	<b>671,546,813.96</b>	<b>157,575,179.39</b>	<b>513,971,634.57</b>	<b>23.46%</b>
RLIP	-	-	-	
<b>TOTAL</b>	<b>671,546,813.96</b>	<b>157,575,179.39</b>	<b>513,971,634.57</b>	<b>23.46%</b>
<b>9. Sustainable Livelihood Program</b>				
PS	-	-	-	
MOOE	135,755,424.00	23,880.00	135,731,544.00	0.02%
CO	-	-	-	
<b>Sub-total</b>	<b>135,755,424.00</b>	<b>23,880.00</b>	<b>135,731,544.00</b>	<b>0.02%</b>
RLIP	-	-	-	
<b>TOTAL</b>	<b>135,755,424.00</b>	<b>23,880.00</b>	<b>135,731,544.00</b>	<b>0.02%</b>
<b>11. KALAHI-CIDSS-KKB</b>				

PARTICULARS	ALLOTMENT	OBLIGATIONS INCURRED	BALANCES	% of Utilization
PS	-	-	-	
MOOE	56,207,279.02	1,045,248.86	55,162,030.16	1.86%
CO	-	-	-	
<b>Sub-total</b>	<b>56,207,279.02</b>	<b>1,045,248.86</b>	<b>55,162,030.16</b>	<b>1.86%</b>
RLIP	-	-	-	
<b>TOTAL</b>	<b>56,207,279.02</b>	<b>1,045,248.86</b>	<b>55,162,030.16</b>	<b>1.86%</b>
<b>12. Centers</b>				
PS	-	-	-	
MOOE	23,601,320.00	1,066,179.80	22,535,140.20	4.52%
CO	70,335,000.00	-	70,335,000.00	0.00%
<b>Sub-total</b>	<b>93,936,320.00</b>	<b>1,066,179.80</b>	<b>92,870,140.20</b>	<b>1.14%</b>
RLIP	-	-	-	
<b>TOTAL</b>	<b>93,936,320.00</b>	<b>1,066,179.80</b>	<b>92,870,140.20</b>	<b>1.14%</b>
<b>13. Supplementary Feeding Program</b>				
PS	-	-	-	
MOOE	87,240,000.00	-	87,240,000.00	0.00%
CO	-	-	-	
<b>Sub-total</b>	<b>87,240,000.00</b>	<b>-</b>	<b>87,240,000.00</b>	<b>0.00%</b>
RLIP	-	-	-	
<b>TOTAL</b>	<b>87,240,000.00</b>	<b>-</b>	<b>87,240,000.00</b>	<b>0.00%</b>
<b>15. Implementation of RA No. 10868 or the Centenarians Act of 2016</b>				
PS	-	-	-	
MOOE	29,447,059.00	10,600,442.01	18,846,616.99	36.00%
CO	-	-	-	
<b>Sub-total</b>	<b>29,447,059.00</b>	<b>10,600,442.01</b>	<b>18,846,616.99</b>	<b>36.00%</b>
RLIP	-	-	-	
<b>TOTAL</b>	<b>29,447,059.00</b>	<b>10,600,442.01</b>	<b>18,846,616.99</b>	<b>36.00%</b>
<b>16. Protective Services for Individuals and Families in Difficult Circumstances</b>				
PS	-	-	-	
MOOE	1,240,304,829.22	100,219,885.15	1,140,084,944.07	8.08%
CO	-	-	-	
<b>Sub-total</b>	<b>1,240,304,829.22</b>	<b>100,219,885.15</b>	<b>1,140,084,944.07</b>	<b>8.08%</b>
RLIP	-	-	-	
<b>TOTAL</b>	<b>1,240,304,829.22</b>	<b>100,219,885.15</b>	<b>1,140,084,944.07</b>	<b>8.08%</b>
<b>17. Assistance to Persons with Disability and Older Persons</b>				
PS	-	-	-	
MOOE	450,000.00	65,920.00	384,080.00	14.65%
CO	-	-	-	
<b>Sub-total</b>	<b>450,000.00</b>	<b>65,920.00</b>	<b>384,080.00</b>	<b>14.65%</b>
RLIP	-	-	-	
<b>TOTAL</b>	<b>450,000.00</b>	<b>65,920.00</b>	<b>384,080.00</b>	<b>14.65%</b>
<b>18. Comprehensive Proj. for Street Children, Street Families &amp; Ips - Esp. Badjaus</b>				
PS	-	-	-	
MOOE	2,684,867.88	84,943.15	2,599,924.73	3.16%
CO	-	-	-	
<b>Sub-total</b>	<b>2,684,867.88</b>	<b>84,943.15</b>	<b>2,599,924.73</b>	<b>3.16%</b>
RLIP	-	-	-	
<b>TOTAL</b>	<b>2,684,867.88</b>	<b>84,943.15</b>	<b>2,599,924.73</b>	<b>3.16%</b>

PARTICULARS	ALLOTMENT	OBLIGATIONS INCURRED	BALANCES	% of Utilization
<b>23. Poverty and Reintegration Program for Trafficked Persons</b>				
PS	-	-	-	
MOOE	450,000.00	-	-	
CO	-	-	450,000.00	0.00%
<b>Sub-total</b>	<b>450,000.00</b>	<b>-</b>	<b>-</b>	
RLIP	-	-	450,000.00	0.00%
<b>TOTAL</b>	<b>450,000.00</b>	<b>-</b>	<b>-</b>	
			450,000.00	0.00%
<b>24. Disaster response and rehabilitation program</b>				
PS	-	-	-	
MOOE	215,179,592.92	7,317,785.38	207,861,807.54	3.40%
CO	-	-	-	
<b>Sub-total</b>	<b>215,179,592.92</b>	<b>7,317,785.38</b>	<b>207,861,807.54</b>	<b>3.40%</b>
RLIP	-	-	-	
<b>TOTAL</b>	<b>215,179,592.92</b>	<b>7,317,785.38</b>	<b>207,861,807.54</b>	<b>3.40%</b>
<b>26. Quick Response Fund</b>				
PS	-	-	-	
MOOE	1,363,900.00	-	1,363,900.00	0.00%
CO	-	-	-	
<b>Sub-total</b>	<b>1,363,900.00</b>	<b>-</b>	<b>1,363,900.00</b>	<b>0.00%</b>
RLIP	-	-	-	
<b>TOTAL</b>	<b>1,363,900.00</b>	<b>-</b>	<b>1,363,900.00</b>	<b>0.00%</b>
<b>29. Standards-setting, Licensing, accreditation and monitoring services</b>				
PS	-	-	-	
MOOE	949,020.00	144,694.96	804,325.04	15.25%
CO	-	-	-	
<b>Sub-total</b>	<b>949,020.00</b>	<b>144,694.96</b>	<b>804,325.04</b>	<b>15.25%</b>
RLIP	-	-	-	
<b>TOTAL</b>	<b>949,020.00</b>	<b>144,694.96</b>	<b>804,325.04</b>	<b>15.25%</b>
<b>TOTAL, CMF</b>				
PS	496,188,972.00	140,647,100.97	355,541,871.03	28.35%
MOOE	1,987,675,627.00	140,704,666.16	1,846,970,960.84	7.08%
FE	-	-	-	
CO	75,335,000.00	254,830.00	75,080,170.00	0.34%
<b>Sub-total</b>	<b>2,559,199,599.00</b>	<b>281,606,597.13</b>	<b>2,277,593,001.87</b>	<b>11.00%</b>
RLIP	-	-	-	
<b>TOTAL</b>	<b>2,559,199,599.00</b>	<b>281,606,597.13</b>	<b>2,277,593,001.87</b>	<b>11.00%</b>
<b>TOTAL, REGULAR APPROPRIATIONS</b>				
PS	641,722,972.00	181,244,871.47	460,478,100.53	28.24%
MOOE	3,226,803,627.00	479,471,060.40	2,747,332,566.60	14.86%
FE	-	-	-	
CO	75,335,000.00	254,830.00	75,080,170.00	0.34%
<b>Sub-total</b>	<b>3,943,861,599.00</b>	<b>660,970,761.87</b>	<b>3,282,890,837.13</b>	<b>16.76%</b>
RLIP	7,343,000.00	2,522,939.80	4,820,060.20	34.36%
<b>TOTAL</b>	<b>3,951,204,599.00</b>	<b>663,493,701.67</b>	<b>3,287,710,897.33</b>	<b>16.79%</b>

PARTICULARS	ALLOTMENT	OBLIGATIONS INCURRED	BALANCES	% of Utilization
<b>B. AUTOMATIC APPROPRIATIONS</b>				
<b>TOTAL, AUTOMATIC APPROPRIATIONS</b>				
PS	-	-	-	
MOOE	-	-	-	
CO	-	-	-	
<b>Sub-total</b>	-	-	-	
RLIP	-	-	-	
<b>TOTAL</b>	-	-	-	
<b>B. SPECIAL PURPOSE FUNDS</b>				
<b>TOTAL, SPECIAL PURPOSE FUND</b>				
PS	-	-	-	
MOOE	-	-	-	
CO	-	-	-	
<b>Sub-total</b>	-	-	-	
RLIP	-	-	-	
<b>TOTAL</b>	-	-	-	
<b>SUMMARY - FUND 101 CURRENT APPROPRIATIONS</b>				
PS	641,722,972.00	181,244,871.47	460,478,100.53	28.24%
MOOE	3,226,803,627.00	479,471,060.40	2,747,332,566.60	14.86%
FE	-	-	-	
CO	75,335,000.00	254,830.00	75,080,170.00	0.34%
<b>Sub-total</b>	<b>3,943,861,599.00</b>	<b>660,970,761.87</b>	<b>3,282,890,837.13</b>	<b>16.76%</b>
RLIP	7,343,000.00	2,522,939.80	4,820,060.20	34.36%
<b>TOTAL</b>	<b>3,951,204,599.00</b>	<b>663,493,701.67</b>	<b>3,287,710,897.33</b>	<b>16.79%</b>

Prepared by:

ARJAY LOPEZ  
Budget Officer II

Certified by:

RENANN M. MACAPINLAC  
Budget Officer VI

DEPARTMENT OF SOCIAL WELFARE AND DEVELOPMENT  
REGIONAL OFFICE III

STATUS OF ALLOTMENT, OBLIGATIONS INCURRED AND BALANCES  
As of April 30, 2023

PARTICULARS	ALLOTMENT	OBLIGATIONS INCURRED	BALANCES	% of Utilization
<b>CONTINUING APPROPRIATIONS</b>				
<b>A. REGULAR APPROPRIATIONS</b>				
<b>DIRECT RELEASE</b>				
<b>1. General Administration and Support Services</b>				
PS	-	-	-	-
MOOE	-	-	-	-
CO	5,000.00	-	5,000.00	-
<b>Sub-total</b>	<b>5,000.00</b>	<b>-</b>	<b>5,000.00</b>	<b>0.00%</b>
RLIP	-	-	-	-
<b>TOTAL</b>	<b>5,000.00</b>	<b>-</b>	<b>5,000.00</b>	<b>0.00%</b>
<b>2. Provision of Services for center-based clients</b>				
PS	-	-	-	-
MOOE	5,224,549.49	-	5,224,549.49	0.00%
CO	-	-	-	-
<b>Sub-total</b>	<b>5,224,549.49</b>	<b>-</b>	<b>5,224,549.49</b>	<b>0.00%</b>
RLIP	-	-	-	-
<b>TOTAL</b>	<b>5,224,549.49</b>	<b>-</b>	<b>5,224,549.49</b>	<b>0.00%</b>
<b>3. Provision of technical/advisory assistance and other related support services</b>				
PS	-	-	-	-
MOOE	373,337.79	361,440.13	11,897.66	96.81%
CO	-	-	-	-
<b>Sub-total</b>	<b>373,337.79</b>	<b>361,440.13</b>	<b>11,897.66</b>	<b>96.81%</b>
RLIP	-	-	-	-
<b>TOTAL</b>	<b>373,337.79</b>	<b>361,440.13</b>	<b>11,897.66</b>	<b>96.81%</b>
<b>4. Supplementary Feeding Program</b>				
PS	-	-	-	-
MOOE	1,222,445.37	-	1,222,445.37	0.00%
CO	-	-	-	-
<b>Sub-total</b>	<b>1,222,445.37</b>	<b>-</b>	<b>1,222,445.37</b>	<b>0.00%</b>
RLIP	-	-	-	-
<b>TOTAL</b>	<b>1,222,445.37</b>	<b>-</b>	<b>1,222,445.37</b>	<b>0.00%</b>
<b>5. Poverty and Reintegration Program for Trafficked Persons</b>				
PS	-	-	-	-
MOOE	77,894.94	-	77,894.94	0.00%
CO	-	-	-	-
<b>Sub-total</b>	<b>77,894.94</b>	<b>-</b>	<b>77,894.94</b>	<b>0.00%</b>
RLIP	-	-	-	-
<b>TOTAL</b>	<b>77,894.94</b>	<b>-</b>	<b>77,894.94</b>	<b>0.00%</b>

PARTICULARS	ALLOTMENT	OBLIGATIONS INCURRED	BALANCES	% of Utilization
<b>6. Social Pension for Indigent Senior Citizens</b>				
PS	-	-	-	
MOOE	7,902,633.43	7,832,383.26	-	
CO	-	-	70,250.17	99.11%
<b>Sub-total</b>	<b>7,902,633.43</b>	<b>7,832,383.26</b>	<b>70,250.17</b>	
RLIP				99.11%
<b>TOTAL</b>	<b>7,902,633.43</b>	<b>7,832,383.26</b>	<b>70,250.17</b>	<b>99.11%</b>
<b>7. Sustainable Livelihood Program</b>				
PS	-	-	-	
MOOE	19,754,260.82	11,531,236.00	8,223,024.82	58.37%
CO	-	-	-	
<b>Sub-total</b>	<b>19,754,260.82</b>	<b>11,531,236.00</b>	<b>8,223,024.82</b>	<b>58.37%</b>
RLIP				58.37%
<b>TOTAL</b>	<b>19,754,260.82</b>	<b>11,531,236.00</b>	<b>8,223,024.82</b>	<b>58.37%</b>
<b>8. National Household Targeting System for Poverty Reduction</b>				
PS	-	-	-	
MOOE	5,512.00	-	5,512.00	0.00%
CO	-	-	-	
<b>Sub-total</b>	<b>5,512.00</b>	<b>-</b>	<b>5,512.00</b>	<b>0.00%</b>
RLIP				0.00%
<b>TOTAL</b>	<b>5,512.00</b>	<b>-</b>	<b>5,512.00</b>	<b>0.00%</b>
<b>TOTAL, DIRECT RELEASE</b>				
PS	-	-	-	
MOOE	34,560,633.84	19,725,059.39	14,835,574.45	57.07%
CO	5,000.00	-	5,000.00	-
<b>Sub-total</b>	<b>34,565,633.84</b>	<b>19,725,059.39</b>	<b>14,840,574.45</b>	<b>57.07%</b>
RLIP	-	-	-	
<b>TOTAL</b>	<b>34,565,633.84</b>	<b>19,725,059.39</b>	<b>14,840,574.45</b>	<b>57.07%</b>
<b>CENTRALLY-MANAGED FUND</b>				
<b>1. General Administration and Support Services</b>				
PS	-	-	-	
MOOE	39,543.00	-	39,543.00	0.00%
CO	-	-	-	
<b>Sub-total</b>	<b>39,543.00</b>	<b>-</b>	<b>39,543.00</b>	<b>0.00%</b>
RLIP	-	-	-	
<b>TOTAL</b>	<b>39,543.00</b>	<b>-</b>	<b>39,543.00</b>	<b>0.00%</b>
<b>2. Information and Communication Technology Service Management</b>				
PS	-	-	-	
MOOE	520,611.86	-	520,611.86	0.00%
CO	617,030.00	617,030.00	-	100.00%
<b>Sub-total</b>	<b>1,137,641.86</b>	<b>617,030.00</b>	<b>520,611.86</b>	<b>54.24%</b>
RLIP	-	-	-	
<b>TOTAL</b>	<b>1,137,641.86</b>	<b>617,030.00</b>	<b>520,611.86</b>	<b>54.24%</b>




PARTICULARS	ALLOTMENT	OBLIGATIONS INCURRED	BALANCES	% of Utilization
<b>6. EPAHP-NPMO</b>				
PS	-	-	-	
MOOE	153,283.00	-	-	
CO	-	-	153,283.00	
<b>Sub-total</b>	<b>153,283.00</b>	<b>-</b>	<b>-</b>	
RLIP			153,283.00	
<b>TOTAL</b>	<b>153,283.00</b>	<b>-</b>	<b>153,283.00</b>	<b>-</b>
<b>7. National Household Targeting System</b>				
PS	-	-	-	
MOOE	19,930.00	-	-	
CO	-	-	19,930.00	0.00%
<b>Sub-total</b>	<b>19,930.00</b>	<b>-</b>	<b>-</b>	
RLIP			19,930.00	0.00%
<b>TOTAL</b>	<b>19,930.00</b>	<b>-</b>	<b>19,930.00</b>	<b>0.00%</b>
<b>8. Pantawid Pamilya</b>				
PS	-	-	-	
MOOE	2,181,755.34	828,540.34	-	
FE	-	-	1,353,215.00	37.98%
CO	-	-	-	
<b>Sub-total</b>	<b>2,181,755.34</b>	<b>828,540.34</b>	<b>1,353,215.00</b>	
RLIP			1,353,215.00	37.98%
<b>TOTAL</b>	<b>2,181,755.34</b>	<b>828,540.34</b>	<b>1,353,215.00</b>	<b>37.98%</b>
<b>9. Sustainable Livelihood Program</b>				
PS	-	-	-	
MOOE	32,387.48	-	-	
CO	-	-	32,387.48	0.00%
<b>Sub-total</b>	<b>32,387.48</b>	<b>-</b>	<b>-</b>	
RLIP			32,387.48	0.00%
<b>TOTAL</b>	<b>32,387.48</b>	<b>-</b>	<b>32,387.48</b>	<b>0.00%</b>
<b>11. KALAHI-CIDSS-KKB</b>				
PS	-	-	-	
MOOE	38,506,074.98	482,001.36	-	
CO	-	-	38,024,073.62	1.25%
<b>Sub-total</b>	<b>38,506,074.98</b>	<b>482,001.36</b>	<b>38,024,073.62</b>	
RLIP			-	
<b>TOTAL</b>	<b>38,506,074.98</b>	<b>482,001.36</b>	<b>38,024,073.62</b>	<b>1.25%</b>
<b>12. Centers</b>				
PS	-	-	-	
MOOE	3,696,356.04	123,232.00	-	
CO	2,850,000.00	-	3,573,124.04	3.33%
<b>Sub-total</b>	<b>6,546,356.04</b>	<b>123,232.00</b>	<b>2,850,000.00</b>	
RLIP			6,423,124.04	1.88%
<b>TOTAL</b>	<b>6,546,356.04</b>	<b>123,232.00</b>	<b>6,423,124.04</b>	<b>1.88%</b>

PARTICULARS	ALLOTMENT	OBLIGATIONS INCURRED	BALANCES	% of Utilization
<b>13. Supplementary Feeding Program</b>				
PS	-	-	-	-
MOOE	3,948,288.45	-	-	-
CO	-	-	3,948,288.45	-
<b>Sub-total</b>	<b>3,948,288.45</b>	<b>-</b>	<b>3,948,288.45</b>	<b>-</b>
RLIP	-	-	-	-
<b>TOTAL</b>	<b>3,948,288.45</b>	<b>-</b>	<b>3,948,288.45</b>	<b>-</b>
<b>14. Social Pension for Indigent Senior Citizens</b>				
PS	-	-	-	-
MOOE	1,800.00	-	1,800.00	-
CO	-	-	-	-
<b>Sub-total</b>	<b>1,800.00</b>	<b>-</b>	<b>1,800.00</b>	<b>-</b>
RLIP	-	-	-	-
<b>TOTAL</b>	<b>1,800.00</b>	<b>-</b>	<b>1,800.00</b>	<b>-</b>
<b>15. Implementation of RA No. 10868 or the Centenarians Act of 2016</b>				
PS	-	-	-	-
MOOE	14,076.93	14,076.93	-	100.00%
CO	-	-	-	-
<b>Sub-total</b>	<b>14,076.93</b>	<b>14,076.93</b>	<b>-</b>	<b>100.00%</b>
RLIP	-	-	-	-
<b>TOTAL</b>	<b>14,076.93</b>	<b>14,076.93</b>	<b>-</b>	<b>100.00%</b>
<b>16. Protective Services for Individuals and Families in Difficult Circumstances</b>				
PS	-	-	-	-
MOOE	690,713,499.30	656,667,653.87	34,045,845.43	95.07%
CO	-	-	-	-
<b>Sub-total</b>	<b>690,713,499.30</b>	<b>656,667,653.87</b>	<b>34,045,845.43</b>	<b>95.07%</b>
RLIP	-	-	-	-
<b>TOTAL</b>	<b>690,713,499.30</b>	<b>656,667,653.87</b>	<b>34,045,845.43</b>	<b>95.07%</b>
<b>17. Assistance to Persons with Disability and Older Persons</b>				
PS	-	-	-	-
MOOE	47,100.00	-	47,100.00	0.00%
CO	-	-	-	-
<b>Sub-total</b>	<b>47,100.00</b>	<b>-</b>	<b>47,100.00</b>	<b>0.00%</b>
RLIP	-	-	-	-
<b>TOTAL</b>	<b>47,100.00</b>	<b>-</b>	<b>47,100.00</b>	<b>0.00%</b>
<b>18. Comprehensive Proj. for Street Children, Street Families &amp; Ips - Esp. Badjaus</b>				
PS	-	-	-	-
MOOE	16,442.55	-	16,442.55	0.00%
CO	-	-	-	-
<b>Sub-total</b>	<b>16,442.55</b>	<b>-</b>	<b>16,442.55</b>	<b>0.00%</b>
RLIP	-	-	-	-
<b>TOTAL</b>	<b>16,442.55</b>	<b>-</b>	<b>16,442.55</b>	<b>0.00%</b>
<b>23. Poverty and Reintegration Program for Trafficked Persons</b>				
PS	-	-	-	-
MOOE	292,000.00	105,000.00	187,000.00	35.96%
CO	-	-	-	-
<b>Sub-total</b>	<b>292,000.00</b>	<b>105,000.00</b>	<b>187,000.00</b>	<b>35.96%</b>
RLIP	-	-	-	-
<b>TOTAL</b>	<b>292,000.00</b>	<b>105,000.00</b>	<b>187,000.00</b>	<b>35.96%</b>


PARTICULARS	ALLOTMENT	OBLIGATIONS INCURRED	BALANCES	% of Utilization
<b>24. Disaster response and rehabilitation program</b>				
PS	-	-	-	
MOOE	1,249,810.62	377,149.08	872,661.54	30.18%
CO	-	-	-	
<b>Sub-total</b>	<b>1,249,810.62</b>	<b>377,149.08</b>	<b>872,661.54</b>	<b>30.18%</b>
RLIP	-	-	-	
<b>TOTAL</b>	<b>1,249,810.62</b>	<b>377,149.08</b>	<b>872,661.54</b>	<b>30.18%</b>
<b>30. Standards-setting, Licensing, accreditation and monitoring services</b>				
PS	-	-	-	
MOOE	23,315.89	23,315.89	-	100.00%
CO	-	-	-	
<b>Sub-total</b>	<b>23,315.89</b>	<b>23,315.89</b>	<b>-</b>	<b>100.00%</b>
RLIP	-	-	-	
<b>TOTAL</b>	<b>23,315.89</b>	<b>23,315.89</b>	<b>-</b>	<b>100.00%</b>
<b>31. Provision of Capability Training Program</b>				
PS	-	-	-	
MOOE	34,400.00	-	34,400.00	0.00%
CO	-	-	-	
<b>Sub-total</b>	<b>34,400.00</b>	<b>-</b>	<b>34,400.00</b>	<b>0.00%</b>
RLIP	-	-	-	
<b>TOTAL</b>	<b>34,400.00</b>	<b>-</b>	<b>34,400.00</b>	<b>0.00%</b>
<b>TOTAL, CMF</b>				
PS	-	-	-	
MOOE	741,490,675.44	658,620,969.47	82,869,705.97	88.82%
FE	-	-	-	
CO	3,467,030.00	617,030.00	2,850,000.00	17.80%
<b>Sub-total</b>	<b>744,957,705.44</b>	<b>659,237,999.47</b>	<b>85,719,705.97</b>	<b>88.49%</b>
RLIP	-	-	-	
<b>TOTAL</b>	<b>744,957,705.44</b>	<b>659,237,999.47</b>	<b>85,719,705.97</b>	<b>88.49%</b>
<b>TOTAL, REGULAR APPROPRIATIONS</b>				
PS	-	-	-	
MOOE	776,051,309.28	678,346,028.86	97,705,280.42	87.41%
FE	-	-	-	
CO	3,472,030.00	617,030.00	2,855,000.00	17.77%
<b>Sub-total</b>	<b>779,523,339.28</b>	<b>678,963,058.86</b>	<b>100,560,280.42</b>	<b>87.10%</b>
RLIP	-	-	-	
<b>TOTAL</b>	<b>779,523,339.28</b>	<b>678,963,058.86</b>	<b>100,560,280.42</b>	<b>87.10%</b>
<b>B. AUTOMATIC APPROPRIATIONS</b>				
<b>TOTAL, AUTOMATIC APPROPRIATIONS</b>				
PS	-	-	-	
MOOE	-	-	-	
CO	-	-	-	
<b>Sub-total</b>	<b>-</b>	<b>-</b>	<b>-</b>	
RLIP	-	-	-	
<b>TOTAL</b>	<b>-</b>	<b>-</b>	<b>-</b>	

PARTICULARS	ALLOTMENT	OBLIGATIONS INCURRED	BALANCES	% of Utilization
<b>B. SPECIAL PURPOSE FUNDS</b>				
4. CALAMITY FUND				
PS			-	
MOOE	95,642,615.44	51,164.00	95,591,451.44	0.05%
CO	-	-	-	
<b>Sub-total</b>	<b>95,642,615.44</b>	<b>51,164.00</b>	<b>95,591,451.44</b>	<b>0.05%</b>
RLIP			-	
<b>TOTAL</b>	<b>95,642,615.44</b>	<b>51,164.00</b>	<b>95,591,451.44</b>	<b>0.05%</b>
<b>TOTAL, SPECIAL PURPOSE FUND</b>				
PS	-	-	-	
MOOE	95,642,615.44	51,164.00	95,591,451.44	0.05%
CO	-	-	-	
<b>Sub-total</b>	<b>95,642,615.44</b>	<b>51,164.00</b>	<b>95,591,451.44</b>	<b>0.05%</b>
RLIP			-	
<b>TOTAL</b>	<b>95,642,615.44</b>	<b>51,164.00</b>	<b>95,591,451.44</b>	<b>0.05%</b>
<b>SUMMARY - FUND 101 CONTINUING APPROPRIATIONS</b>				
PS	-	-	-	
MOOE	871,693,924.72	678,397,192.86	193,296,731.86	77.83%
FE	-	-	-	
CO	3,472,030.00	617,030.00	2,855,000.00	17.77%
<b>Sub-total</b>	<b>875,165,954.72</b>	<b>679,014,222.86</b>	<b>196,151,731.86</b>	<b>77.59%</b>
RLIP	-	-	-	
<b>TOTAL</b>	<b>875,165,954.72</b>	<b>679,014,222.86</b>	<b>196,151,731.86</b>	<b>77.59%</b>

Prepared by:

  
**ARJUN LOPEZ**  
 Budget Officer II

Certified by:

  
**REFANNY M. MACAPINLAC**  
 Budget Officer III

FIELD OFFICE III

As of April 30, 2023

PROGRAMS/ACTIVITIES/PROJECTS	OBJECT CODE	ALLOTMENT	REALLOCATION	ADJUSTED ALLOTMENT	TOTAL OBLIGATIONS INCURRED		Unobligated Balance of Allotment	Remarks
					This Report April			
<b>CURRENT APPROPRIATIONS</b>								
<b>Maint. &amp; Other Operating Expenses</b>								
<b>Traveling Expenses</b>		576,000.00	-	576,000.00	-	-	576,000.00	
Travel Expenses-Local	50201010 00	576,000.00	-	576,000.00	-	-	576,000.00	
Travel Expenses-Foreign	50201020 00	-	-	-	-	-	-	
<b>Training and Scholarship Expenses</b>		3,380,911.31	-	3,380,911.31	-	1,960,400.00	1,420,511.31	
Training Expenses	50202010 00	3,380,911.31	-	3,380,911.31	-	1,960,400.00	1,420,511.31	
Scholarship Expenses	50202020 00	-	-	-	-	-	-	
<b>Supplies and Materials Expenses</b>		721,341.65	-	721,341.65	-	-	721,341.65	
Office Supplies Expenses	50203010 00	501,341.65	-	501,341.65	-	-	501,341.65	
Accountable Forms Expenses	50203020 00	-	-	-	-	-	-	
Food Supplies Expenses	50203050 00	-	-	-	-	-	-	
Welfare Goods Expenses	50203060 00	-	-	-	-	-	-	
Drugs and Medicines Expenses	50203070 00	-	-	-	-	-	-	
Medical, Dental and Laboratory Supplies Exp.	50203080 00	-	-	-	-	-	-	
Gasoline, Oil and Lubricants Expenses	50203090 00	-	-	-	-	-	-	
Semi Expendable Machinery & Equipment Exp.	50203210 00	-	-	-	-	-	-	
Machinery	50203210 01	-	-	-	-	-	-	
Office Equipment	50203210 02	-	-	-	-	-	-	
ICT Equipment	50203210 03	220,000.00	-	220,000.00	-	-	220,000.00	
Communication Equipment	50203210 07	-	-	-	-	-	-	
Disaster Response & Rescue Equipment	50203210 08	-	-	-	-	-	-	
Medical Equipment	50203210 10	-	-	-	-	-	-	
Printing Equipment	50203210 11	-	-	-	-	-	-	
Other Machinery Equipment	50203210 99	-	-	-	-	-	-	
Semi Expendable Furniture, Fixtures & Books	50203220 00	-	-	-	-	-	-	
Furniture & Fixtures	50203220 01	-	-	-	-	-	-	
Books	50203220 02	-	-	-	-	-	-	
Other Supplies Expenses	50203990 00	-	-	-	-	-	-	
<b>Utility Expenses</b>		84,000.00	-	84,000.00	-	43,390.79	40,609.21	
Water Expenses	50204010 00	24,000.00	-	24,000.00	-	-	24,000.00	
Electricity Expenses	50204020 00	60,000.00	-	60,000.00	-	43,390.79	16,609.21	
<b>Communication Expenses</b>		673,800.00	-	673,800.00	-	-	673,800.00	
Postage and Deliveries	50205010 00	-	-	-	-	-	-	
Telephone Expenses-Mobile	50205020 01	673,800.00	-	673,800.00	-	-	673,800.00	
Telephone Expenses-Landline	50205020 02	-	-	-	-	-	-	
Internet expenses	50205030 00	-	-	-	-	-	-	
Cable, Satellite, Telegraph and Radio Expenses	50205040 00	-	-	-	-	-	-	
<b>Awards/Rewards and Prizes</b>		-	-	-	-	-	-	
Awards/Rewards Expense	50206010 00	-	-	-	-	-	-	
Prizes	50206020 00	-	-	-	-	-	-	
<b>Survey Expenses</b>		-	-	-	-	-	-	
Survey Expenses	50207010 00	-	-	-	-	-	-	
<b>Extraordinary &amp; Miscellaneous Expenses</b>		-	-	-	-	-	-	
Extraordinary & Miscellaneous Expenses	50210030 00	-	-	-	-	-	-	
<b>Professional Services</b>		33,561,320.92	-	33,561,320.92	48,594.73	5,122,271.38	28,439,049.54	
Legal Services	50211010 00	7,030,443.14	-	7,030,443.14	-	-	7,030,443.14	
Auditing Services	50211020 00	-	-	-	-	-	-	
Consultancy Services	50211030 00	-	-	-	-	-	-	
Other Professional Services	50211990 00	26,530,877.78	-	26,530,877.78	48,594.73	5,122,271.38	21,408,606.40	
<b>General Services</b>		-	-	-	-	-	-	
Janitorial Services	50212020 00	-	-	-	-	-	-	
Security Services	50212030 00	-	-	-	-	-	-	
Other General Services	50212990 00	-	-	-	-	-	-	
<b>Financial Assistance/Subsidy</b>		-	-	-	-	-	-	
Subsidy to National Government Agencies	50214010 00	-	-	-	-	-	-	
Financial Assistance to NGAs	50214020 00	-	-	-	-	-	-	
Financial Assistance to Local Government Units	50214030 00	-	-	-	-	-	-	
Financial Assistance to NGOs/POs	50214050 00	-	-	-	-	-	-	
Subsidies - Others	50214990 00	-	-	-	-	-	-	
<b>Taxes, Insurance Premiums and Other Fees</b>		125,000.00	-	125,000.00	-	-	125,000.00	
Taxes, Duties and Licenses	50215010 00	-	-	-	-	-	-	
Fidelity Bond Premiums	50215020 00	125,000.00	-	125,000.00	-	-	125,000.00	
Insurance Expenses	50215030 00	-	-	-	-	-	-	
<b>Labor and Wages</b>		-	-	-	-	-	-	
Labor and Wages	50216010 00	-	-	-	-	-	-	
<b>Other Maintenance and Operating Expenses</b>		180,000.00	-	180,000.00	27,225.00	27,225.00	152,775.00	
Advertising Expense	50299010 00	-	-	-	-	-	-	
Printing & Publication Expenses	50299020 00	-	-	-	-	-	-	
Representation Expenses	50299030 00	180,000.00	-	180,000.00	27,225.00	27,225.00	152,775.00	
Transportation and Delivery Expenses	50299040 00	-	-	-	-	-	-	
Rents - Buildings & Structures	50299050 01	-	-	-	-	-	-	
Rents - Land	50299050 02	-	-	-	-	-	-	
Rents - Motor Vehicles	50299050 03	-	-	-	-	-	-	
Rents - Equipment	50299050 04	-	-	-	-	-	-	
Rents - Living Quarters	50299050 05	-	-	-	-	-	-	

PROGRAMS/ACTIVITIES/PROJECTS	OBJECT CODE	ALLOTMENT	REALLOCATION	ADJUSTED ALLOTMENT	This Report	TOTAL	Unobligated	Remarks
					April	OBLIGATIONS INCURRED	Balance of Allotment	
Membership Dues & Cont. to Organizations	50299060 00	-	-	-	-	-	-	-
Subscription Expenses	50299070 00	-	-	-	-	-	-	-
Donations	50299080 00	-	-	-	-	-	-	-
Other MOOE	50299990 99	-	-	-	-	-	-	-
<b>Sub-total, MOOE</b>		<b>39,302,373.88</b>	<b>-</b>	<b>39,302,373.88</b>	<b>75,819.73</b>	<b>7,153,287.17</b>	<b>32,149,086.71</b>	
<b>Capital Outlays</b>								
Land Outlay								
Land Improvements Outlay	50604010 01	-	-	-	-	-	-	-
Buildings & Structure Outlay	50604020 99	-	-	-	-	-	-	-
Buildings								
Other Structures	50604040 01	-	-	-	-	-	-	-
	50604040 99	-	-	-	-	-	-	-
Machinery & Equipment Outlay								
Machinery		560,000.00	-	560,000.00	-	-	560,000.00	-
Office Equipment	50604050 01	-	-	-	-	-	-	-
Info and Communication Technology Eqt.	50604050 02	-	-	-	-	-	-	-
Communication Equipment	50604050 03	560,000.00	-	560,000.00	-	-	560,000.00	-
Disaster Response & Rescue Equipment	50604050 07	-	-	-	-	-	-	-
Medical Equipment	50604050 09	-	-	-	-	-	-	-
Printing Equipment	50604050 11	-	-	-	-	-	-	-
Other Machinery and Equipment, etc.	50604050 12	-	-	-	-	-	-	-
	50604050 99	-	-	-	-	-	-	-
Transportation Equipment								
Motor Vehicles	50604060 01	-	-	-	-	-	-	-
Other Transportation Equipment, etc.	50604060 99	-	-	-	-	-	-	-
Furniture & Books Outlay								
Furniture & Fixtures	50604070 01	-	-	-	-	-	-	-
Books	50604070 02	-	-	-	-	-	-	-
Other Property, Plant and Equipment	50604090 99	-	-	-	-	-	-	-
Intangible Outlay								
Patents/Copyrights	50606010 00	-	-	-	-	-	-	-
Computer Software	50606020 00	-	-	-	-	-	-	-
<b>Sub-total, Capital Outlay</b>		<b>560,000.00</b>	<b>-</b>	<b>560,000.00</b>	<b>-</b>	<b>-</b>	<b>560,000.00</b>	
<b>TOTAL, PS, MOOE, FE &amp; Capital Outlay</b>		<b>39,862,373.88</b>	<b>-</b>	<b>39,862,373.88</b>	<b>75,819.73</b>	<b>7,153,287.17</b>	<b>32,709,086.71</b>	
<b>Total, Regular Appropriations</b>		<b>39,862,373.88</b>	<b>-</b>	<b>39,862,373.88</b>	<b>75,819.73</b>	<b>7,153,287.17</b>	<b>32,709,086.71</b>	
<b>310100300003000</b>								
<b>AF KC NCDDP (Additional Financing for KALAHI-CIDSS NCDDP) GOP</b>								
<b>Maint. &amp; Other Operating Expenses</b>								
<b>Traveling Expenses</b>								
Travel Expenses-Local	50201010 00	-	-	-	-	-	-	-
Travel Expenses-Foreign	50201020 00	-	-	-	-	-	-	-
<b>Training and Scholarship Expenses</b>		<b>2,779,711.31</b>	<b>-</b>	<b>2,779,711.31</b>	<b>-</b>	<b>1,960,400.00</b>	<b>819,311.31</b>	
Training Expenses	50202010 00	2,779,711.31	-	2,779,711.31	-	1,960,400.00	819,311.31	
Scholarship Expenses	50202020 00	-	-	-	-	-	-	-
<b>Supplies and Materials Expenses</b>		<b>380,000.00</b>	<b>-</b>	<b>380,000.00</b>	<b>-</b>	<b>-</b>	<b>380,000.00</b>	
Office Supplies Expenses	50203010 00	380,000.00	-	380,000.00	-	-	380,000.00	
Accountable Forms Expenses	50203020 00	-	-	-	-	-	-	-
Food Supplies Expenses	50203050 00	-	-	-	-	-	-	-
Welfare Goods Expenses	50203060 00	-	-	-	-	-	-	-
Drugs and Medicines Expenses	50203070 00	-	-	-	-	-	-	-
Medical, Dental and Laboratory Supplies Exp.	50203080 00	-	-	-	-	-	-	-
Gasoline, Oil and Lubricants Expenses	50203090 00	-	-	-	-	-	-	-
Semi Expendable Machinery & Equipment Exp.	50203210 00	-	-	-	-	-	-	-
Machinery	50203210 01	-	-	-	-	-	-	-
Office Equipment	50203210 02	-	-	-	-	-	-	-
ICT Equipment	50203210 03	-	-	-	-	-	-	-
Communication Equipment	50203210 07	-	-	-	-	-	-	-
Disaster Response & Rescue Equipment	50203210 08	-	-	-	-	-	-	-
Medical Equipment	50203210 10	-	-	-	-	-	-	-
Printing Equipment	50203210 11	-	-	-	-	-	-	-
Other Machinery Equipment	50203210 99	-	-	-	-	-	-	-
Semi Expendable Furniture, Fixtures & Books	50203220 00	-	-	-	-	-	-	-
Furniture & Fixtures	50203220 01	-	-	-	-	-	-	-
Books	50203220 02	-	-	-	-	-	-	-
Other Supplies Expenses	50203990 00	-	-	-	-	-	-	-
<b>Utility Expenses</b>		<b>84,000.00</b>	<b>-</b>	<b>84,000.00</b>	<b>-</b>	<b>43,390.79</b>	<b>40,609.21</b>	
Water Expenses	50204010 00	24,000.00	-	24,000.00	-	-	24,000.00	
Electricity Expenses	50204020 00	60,000.00	-	60,000.00	-	43,390.79	16,609.21	
<b>Communication Expenses</b>		<b>526,200.00</b>	<b>-</b>	<b>526,200.00</b>	<b>-</b>	<b>-</b>	<b>526,200.00</b>	

PROGRAMS/ACTIVITIES/PROJECTS	OBJECT CODE	ALLOTMENT	REALLOCATION	ADJUSTED ALLOTMENT	TOTAL OBLIGATIONS INCURRED		Unobligated Balance of Allotment	Remarks
					This Report April			
Postage and Deliveries	50205010 00	-	-	-	-	-	-	-
Telephone Expenses-Mobile	50205020 01	526,200.00	-	526,200.00	-	-	526,200.00	-
Telephone Expenses-Landline	50205020 02	-	-	-	-	-	-	-
Internet expenses	50205030 00	-	-	-	-	-	-	-
Cable, Satellite, Telegraph and Radio Expenses	50205040 00	-	-	-	-	-	-	-
Awards/Rewards and Prizes	50206010 00	-	-	-	-	-	-	-
Awards/Rewards Expense	50206020 00	-	-	-	-	-	-	-
Prizes	50207010 00	-	-	-	-	-	-	-
Survey Expenses	50210030 00	-	-	-	-	-	-	-
Extraordinary & Miscellaneous Expenses	50210030 00	-	-	-	-	-	-	-
Professional Services	50211010 00	26,530,877.78	-	26,530,877.78	48,594.73	5,122,271.38	21,408,606.40	-
Legal Services	50211020 00	-	-	-	-	-	-	-
Auditing Services	50211020 00	-	-	-	-	-	-	-
Consultancy Services	50211030 00	-	-	-	-	-	-	-
Other Professional Services	50211990 00	26,530,877.78	-	26,530,877.78	48,594.73	5,122,271.38	21,408,606.40	-
General Services	50212020 00	-	-	-	-	-	-	-
Janitorial Services	50212030 00	-	-	-	-	-	-	-
Security Services	50212990 00	-	-	-	-	-	-	-
Other General Services	50212990 00	-	-	-	-	-	-	-
Financial Assistance/Subsidy	50214010 00	-	-	-	-	-	-	-
Subsidy to National Government Agencies	50214020 00	-	-	-	-	-	-	-
Financial Assistance to NGAs	50214030 00	-	-	-	-	-	-	-
Financial Assistance to Local Government Units	50214050 00	-	-	-	-	-	-	-
Financial Assistance to NGOs/POs	50214990 00	-	-	-	-	-	-	-
Subsidies - Others	50214990 00	-	-	-	-	-	-	-
Taxes, Insurance Premiums and Other Fees	50215010 00	125,000.00	-	125,000.00	-	-	125,000.00	-
Taxes, Duties and Licenses	50215020 00	125,000.00	-	125,000.00	-	-	125,000.00	-
Fidelity Bond Premiums	50215030 00	-	-	-	-	-	-	-
Insurance Expenses	50216010 00	-	-	-	-	-	-	-
Labor and Wages	50216010 00	-	-	-	-	-	-	-
Other Maintenance and Operating Expenses	50299010 00	180,000.00	-	180,000.00	27,225.00	27,225.00	152,775.00	-
Advertising Expense	50299020 00	-	-	-	-	-	-	-
Printing & Publication Expenses	50299030 00	180,000.00	-	180,000.00	27,225.00	27,225.00	152,775.00	-
Representation Expenses	50299040 00	-	-	-	-	-	-	-
Transportation and Delivery Expenses	50299050 01	-	-	-	-	-	-	-
Rents - Buildings & Structures	50299050 02	-	-	-	-	-	-	-
Rents - Land	50299050 03	-	-	-	-	-	-	-
Rents - Motor Vehicles	50299050 04	-	-	-	-	-	-	-
Rents - Equipment	50299050 05	-	-	-	-	-	-	-
Rents - Living Quarters	50299060 00	-	-	-	-	-	-	-
Membership Dues & Cont. to Organizations	50299070 00	-	-	-	-	-	-	-
Subscription Expenses	50299080 00	-	-	-	-	-	-	-
Donations	50299990 99	-	-	-	-	-	-	-
Other MOOE	50299990 99	-	-	-	-	-	-	-
<b>Sub-total, MOOE</b>		<b>30,605,789.09</b>	<b>-</b>	<b>30,605,789.09</b>	<b>75,819.73</b>	<b>7,153,287.17</b>	<b>23,452,501.92</b>	
<b>TOTAL, PS, MOOE, FE &amp; Capital Outlay</b>		<b>30,605,789.09</b>	<b>-</b>	<b>30,605,789.09</b>	<b>75,819.73</b>	<b>7,153,287.17</b>	<b>23,452,501.92</b>	
<b>Total, AF KC NCDP (GOP)</b>		<b>30,605,789.09</b>	<b>-</b>	<b>30,605,789.09</b>	<b>75,819.73</b>	<b>7,153,287.17</b>	<b>23,452,501.92</b>	
<b>02101151 - GoP Counterpart Funds</b>								
<b>Maint. &amp; Other Operating Expenses</b>								
<b>Traveling Expenses</b>								
Travel Expenses-Local	50201010 00	-	-	-	-	-	-	-
Travel Expenses-Foreign	50201020 00	-	-	-	-	-	-	-
<b>Training and Scholarship Expenses</b>		<b>2,779,711.31</b>	<b>-</b>	<b>2,779,711.31</b>	<b>-</b>	<b>1,960,400.00</b>	<b>819,311.31</b>	
Training Expenses	50202010 00	2,779,711.31	-	2,779,711.31	-	1,960,400.00	819,311.31	-
Scholarship Expenses	50202020 00	-	-	-	-	-	-	-
<b>Supplies and Materials Expenses</b>		<b>380,000.00</b>	<b>-</b>	<b>380,000.00</b>	<b>-</b>	<b>-</b>	<b>380,000.00</b>	
Office Supplies Expenses	50203010 00	380,000.00	-	380,000.00	-	-	380,000.00	-
Accountable Forms Expenses	50203020 00	-	-	-	-	-	-	-
Food Supplies Expenses	50203050 00	-	-	-	-	-	-	-
Welfare Goods Expenses	50203060 00	-	-	-	-	-	-	-
Drugs and Medicines Expenses	50203070 00	-	-	-	-	-	-	-
Medical, Dental and Laboratory Supplies Exp.	50203080 00	-	-	-	-	-	-	-
Gasoline, Oil and Lubricants Expenses	50203090 00	-	-	-	-	-	-	-
Semi Expendable Machinery & Equipment Exp.	50203210 00	-	-	-	-	-	-	-
Machinery	50203210 01	-	-	-	-	-	-	-
Office Equipment	50203210 02	-	-	-	-	-	-	-
ICT Equipment	50203210 03	-	-	-	-	-	-	-
Communication Equipment	50203210 07	-	-	-	-	-	-	-
Disaster Response & Rescue Equipment	50203210 08	-	-	-	-	-	-	-
Medical Equipment	50203210 10	-	-	-	-	-	-	-
Printing Equipment	50203210 11	-	-	-	-	-	-	-
Other Machinery Equipment	50203210 99	-	-	-	-	-	-	-
Semi Expendable Furniture, Fixtures & Books	50203220 00	-	-	-	-	-	-	-


PROGRAMS/ACTIVITIES/PROJECTS	OBJECT CODE	ALLOTMENT	REALLOCATION	ADJUSTED ALLOTMENT	TOTAL OBLIGATIONS INCURRED			Unobligated Balance of Allotment	Remarks
					This Report April				
<i>Furniture &amp; Fixtures</i>									
Books	50203220 01	-	-	-					
Other Supplies Expenses	50203220 02	-	-	-					
Utility Expenses	50203990 00	-	-	-					
Water Expenses		84,000.00	-	84,000.00		43,390.79	40,609.21		
Electricity Expenses	50204010 00	24,000.00	-	24,000.00			24,000.00		
Communication Expenses	50204020 00	60,000.00	-	60,000.00		43,390.79	16,609.21		
Postage and Deliveries		526,200.00	-	526,200.00			526,200.00		
Telephone Expenses-Mobile	50205010 00	-	-	-			-		
Telephone Expenses-Landline	50205020 01	526,200.00	-	526,200.00			526,200.00		
Internet expenses	50205020 02	-	-	-			-		
Cable, Satellite, Telegraph and Radio Expenses	50205030 00	-	-	-			-		
	50205040 00	-	-	-			-		
Awards/Rewards and Prizes									
Awards/Rewards Expense									
Rewards & Incentives	50206010 00	-	-	-			-		
Prizes	50206010 02	-	-	-			-		
	50206020 00	-	-	-			-		
Survey Expenses									
	50207010 00	-	-	-			-		
Extraordinary & Miscellaneous Expenses									
	50210030 00	-	-	-			-		
Professional Services									
Legal Services		26,530,877.78	-	26,530,877.78	48,594.73	5,122,271.38	21,408,606.40		
Auditing Services	50211010 00	-	-	-			-		
Consultancy Services	50211020 00	-	-	-			-		
Other Professional Services	50211030 00	-	-	-			-		
	50211990 00	26,530,877.78	-	26,530,877.78	48,594.73	5,122,271.38	21,408,606.40		
General Services									
Janitorial Services									
Security Services	50212020 00	-	-	-			-		
Other General Services	50212030 00	-	-	-			-		
	50212990 00	-	-	-			-		
Financial Assistance/Subsidy									
Subsidy to National Government Agencies									
Financial Assistance to NGAs	50214010 00	-	-	-			-		
Financial Assistance to Local Government Units	50214020 00	-	-	-			-		
Financial Assistance to NGOs/POs	50214030 00	-	-	-			-		
Subsidies - Others	50214050 00	-	-	-			-		
	50214990 00	-	-	-			-		
Taxes, Insurance Premiums and Other Fees									
Taxes, Duties and Licenses		125,000.00	-	125,000.00			125,000.00		
Fidelity Bond Premiums	50215010 00	-	-	-			-		
Insurance Expenses	50215020 00	125,000.00	-	125,000.00			125,000.00		
	50215030 00	-	-	-			-		
Labor and Wages									
	50216010 00	-	-	-			-		
Other Maintenance and Operating Expenses									
Advertising Expense		180,000.00	-	180,000.00	27,225.00	27,225.00	152,775.00		
Printing & Publication Expenses	50299010 00	-	-	-			-		
Representation Expenses	50299020 00	-	-	-			-		
Transportation and Delivery Expenses	50299030 00	180,000.00	-	180,000.00	27,225.00	27,225.00	152,775.00		
Rents - Buildings & Structures	50299040 00	-	-	-			-		
Rents - Land	50299050 01	-	-	-			-		
Rents - Motor Vehicles	50299050 02	-	-	-			-		
Rents - Equipment	50299050 03	-	-	-			-		
Rents - Living Quarters	50299050 04	-	-	-			-		
Membership Dues & Cont. to Organizations	50299050 05	-	-	-			-		
Subscription Expenses	50299060 00	-	-	-			-		
Donations	50299070 00	-	-	-			-		
Other MOOE	50299080 00	-	-	-			-		
	50299990 99	-	-	-			-		
<b>Sub-total, MOOE</b>		<b>30,605,789.09</b>	<b>-</b>	<b>30,605,789.09</b>	<b>75,819.73</b>	<b>7,153,287.17</b>	<b>23,452,501.92</b>		
Financial Expenses									
Bank Charges	50301040 00	-	-	-			-		
<b>Sub-total, Financial Exp.</b>									
<b>TOTAL, PS, MOOE, FE &amp; Capital Outlay</b>		<b>30,605,789.09</b>	<b>-</b>	<b>30,605,789.09</b>	<b>75,819.73</b>	<b>7,153,287.17</b>	<b>23,452,501.92</b>		
Add: Life and Retirement Insurance Cont.	50103010 00	-	-	-			-		
<b>Total, AF-GOP</b>		<b>30,605,789.09</b>	<b>-</b>	<b>30,605,789.09</b>	<b>75,819.73</b>	<b>7,153,287.17</b>	<b>23,452,501.92</b>		
<b>02101151 - GoP Counterpart Funds (PMNP)</b>									
Maint. & Other Operating Expenses									
Traveling Expenses		576,000.00	-	576,000.00			576,000.00		
Travel Expenses-Local	50201010 00	576,000.00	-	576,000.00			576,000.00		
Travel Expenses-Foreign	50201020 00	-	-	-			-		
Training and Scholarship Expenses		601,200.00	-	601,200.00			601,200.00		
Training Expenses	50202010 00	601,200.00	-	601,200.00			601,200.00		
Scholarship Expenses	50202020 00	-	-	-			-		




PROGRAMS/ACTIVITIES/PROJECTS	OBJECT CODE	ALLOTMENT	REALLOCATION	ADJUSTED ALLOTMENT	TOTAL OBLIGATIONS INCURRED		Unobligated Balance of Allotment	Remarks
					This Report April			
<b>Supplies and Materials Expenses</b>								
Office Supplies Expenses		341,341.65	-	341,341.65	-	-	341,341.65	
Accountable Forms Expenses	50203010 00	121,341.65	-	121,341.65	-	-	121,341.65	
Food Supplies Expenses	50203020 00	-	-	-	-	-	-	
Welfare Goods Expenses	50203050 00	-	-	-	-	-	-	
Drugs and Medicines Expenses	50203060 00	-	-	-	-	-	-	
Medical, Dental and Laboratory Supplies Exp.	50203070 00	-	-	-	-	-	-	
Gasoline, Oil and Lubricants Expenses	50203080 00	-	-	-	-	-	-	
Semi Expendable Machinery & Equipment Exp.	50203090 00	-	-	-	-	-	-	
Machinery	50203210 00	-	-	-	-	-	-	
Office Equipment	50203210 01	-	-	-	-	-	-	
ICT Equipment	50203210 02	-	-	-	-	-	-	
Communication Equipment	50203210 03	220,000.00	-	220,000.00	-	-	220,000.00	
Disaster Response & Rescue Equipment	50203210 07	-	-	-	-	-	-	
Medical Equipment	50203210 08	-	-	-	-	-	-	
Printing Equipment	50203210 10	-	-	-	-	-	-	
Other Machinery Equipment	50203210 11	-	-	-	-	-	-	
Semi Expendable Furniture, Fixtures & Books	50203210 99	-	-	-	-	-	-	
Furniture & Fixtures	50203220 00	-	-	-	-	-	-	
Books	50203220 01	-	-	-	-	-	-	
Other Supplies Expenses	50203220 02	-	-	-	-	-	-	
	50203990 00	-	-	-	-	-	-	
<b>Utility Expenses</b>								
Water Expenses		-	-	-	-	-	-	
Electricity Expenses	50204010 00	-	-	-	-	-	-	
	50204020 00	-	-	-	-	-	-	
<b>Communication Expenses</b>								
Postage and Deliveries		147,600.00	-	147,600.00	-	-	147,600.00	
Telephone Expenses-Mobile	50205010 00	-	-	-	-	-	-	
Telephone Expenses-Landline	50205020 01	147,600.00	-	147,600.00	-	-	147,600.00	
Internet expenses	50205020 02	-	-	-	-	-	-	
	50205030 00	-	-	-	-	-	-	
Cable, Satellite, Telegraph and Radio Expenses	50205040 00	-	-	-	-	-	-	
<b>Awards/Rewards and Prizes</b>								
Awards/Rewards Expense	50206010 00	-	-	-	-	-	-	
Rewards & Incentives	50206010 02	-	-	-	-	-	-	
Prizes	50206020 00	-	-	-	-	-	-	
<b>Survey Expenses</b>	50207010 00	-	-	-	-	-	-	
<b>Extraordinary &amp; Miscellaneous Expenses</b>	50210030 00	-	-	-	-	-	-	
<b>Professional Services</b>								
Legal Services	50211010 00	7,030,443.14	-	7,030,443.14	-	-	7,030,443.14	
Auditing Services	50211020 00	-	-	-	-	-	-	
Consultancy Services	50211030 00	-	-	-	-	-	-	
Other Professional Services	50211990 00	7,030,443.14	-	7,030,443.14	-	-	7,030,443.14	
<b>General Services</b>								
Janitorial Services	50212020 00	-	-	-	-	-	-	
Security Services	50212030 00	-	-	-	-	-	-	
Other General Services	50212990 00	-	-	-	-	-	-	
<b>Other Maintenance and Operating Expenses</b>								
Advertising Expense	50299010 00	-	-	-	-	-	-	
Printing & Publication Expenses	50299020 00	-	-	-	-	-	-	
Representation Expenses	50299030 00	-	-	-	-	-	-	
Transportation and Delivery Expenses	50299040 00	-	-	-	-	-	-	
Rents - Buildings & Structures	50299050 01	-	-	-	-	-	-	
Rents - Land	50299050 02	-	-	-	-	-	-	
Rents - Motor Vehicles	50299050 03	-	-	-	-	-	-	
Rents - Equipment	50299050 04	-	-	-	-	-	-	
Rents - Living Quarters	50299050 05	-	-	-	-	-	-	
Membership Dues & Cont. to Organizations	50299060 00	-	-	-	-	-	-	
Subscription Expenses	50299070 00	-	-	-	-	-	-	
Donations	50299080 00	-	-	-	-	-	-	
Other MOOE	50299990 99	-	-	-	-	-	-	
<b>Sub-total, MOOE</b>		<b>8,696,584.79</b>	-	<b>8,696,584.79</b>	-	-	<b>8,696,584.79</b>	
<b>Capital Outlays</b>								
Machinery & Equipment Outlay		560,000.00	-	560,000.00	-	-	560,000.00	
Machinery	50604050 01	-	-	-	-	-	-	
Office Equipment	50604050 02	-	-	-	-	-	-	
Info. and Communication Technology Eqpt.	50604050 03	560,000.00	-	560,000.00	-	-	560,000.00	
Communication Equipment	50604050 07	-	-	-	-	-	-	
Disaster Response & Rescue Equipment	50604050 09	-	-	-	-	-	-	
Medical Equipment	50604050 11	-	-	-	-	-	-	
Printing Equipment	50604050 12	-	-	-	-	-	-	
Other Machinery and Equipment, etc.	50604050 99	-	-	-	-	-	-	
<b>Sub-total, Capital Outlay</b>		<b>560,000.00</b>	-	<b>560,000.00</b>	-	-	<b>560,000.00</b>	
<b>TOTAL, PS, MOOE, FE &amp; Capital Outlay</b>		<b>9,256,584.79</b>	-	<b>9,256,584.79</b>	-	-	<b>9,256,584.79</b>	
<b>Add: Life and Retirement Insurance Cont.</b>	50103010 00	-	-	-	-	-	-	
<b>Total, PMNP-GOP</b>		<b>9,256,584.79</b>	-	<b>9,256,584.79</b>	-	-	<b>9,256,584.79</b>	

PROGRAMS/ACTIVITIES/PROJECTS	OBJECT CODE	ALLOTMENT	REALLOCATION	ADJUSTED ALLOTMENT	This Report	TOTAL OBLIGATIONS	Unobligated	Remarks
					April	INCURRED	Balance of Allotment	
<b>AF KC NCDDP (Additional Financing for KALAH-CIDSS NCDDP)</b>								
<b>LP SARO BMB-B-23-0014582</b>								
<b>Maint. &amp; Other Operating Expenses</b>								
<b>Traveling Expenses</b>								
Travel Expenses-Local		2,886,000.00	-	2,886,000.00	-	-	2,886,000.00	
Travel Expenses-Foreign	50201010 00	2,886,000.00	-	2,886,000.00	-	-	2,886,000.00	
<b>Training and Scholarship Expenses</b>								
Training Expenses	50201020 00	-	-	-	-	-	-	
Scholarship Expenses	50202010 00	8,549,200.00	-	8,549,200.00	-	-	8,549,200.00	
<b>Financial Assistance/Subsidy</b>								
Subsidy to National Government Agencies	50202020 00	-	-	-	-	-	-	
Financial Assistance to NGAs	50214010 00	52,571,300.00	-	52,571,300.00	-	-	52,571,300.00	
Financial Assistance to Local Government Units	50214020 00	-	-	-	-	-	-	
Financial Assistance to NGOs/POs	50214030 00	-	-	-	-	-	-	
Subsidies - Others	50214050 00	-	-	-	-	-	-	
<b>Taxes, Insurance Premiums and Other Fees</b>								
Taxes, Duties and Licenses	50214990 00	52,571,300.00	-	52,571,300.00	-	-	52,571,300.00	
Fidelity Bond Premiums	50215010 00	-	-	-	-	-	-	
Insurance Expenses	50215020 00	-	-	-	-	-	-	
<b>Labor and Wages</b>								
50215030 00		-	-	-	-	-	-	
50216010 00		-	-	-	-	-	-	
<b>Other Maintenance and Operating Expenses</b>								
Advertising Expense	50299010 00	150,000.00	-	150,000.00	-	-	150,000.00	
Printing & Publication Expenses	50299020 00	-	-	-	-	-	-	
Representation Expenses	50299030 00	150,000.00	-	150,000.00	-	-	150,000.00	
Transportation and Delivery Expenses	50299040 00	-	-	-	-	-	-	
Rents - Buildings & Structures	50299050 01	-	-	-	-	-	-	
Rents - Land	50299050 02	-	-	-	-	-	-	
Rents - Motor Vehicles	50299050 03	-	-	-	-	-	-	
Rents - Equipment	50299050 04	-	-	-	-	-	-	
Rents - Living Quarters	50299050 05	-	-	-	-	-	-	
Membership Dues & Cont. to Organizations	50299060 00	-	-	-	-	-	-	
Subscription Expenses	50299070 00	-	-	-	-	-	-	
Donations	50299080 00	-	-	-	-	-	-	
Other MOOE	50299990 99	-	-	-	-	-	-	
<b>Sub-total, MOOE</b>		<b>64,156,500.00</b>	<b>-</b>	<b>64,156,500.00</b>	<b>-</b>	<b>-</b>	<b>64,156,500.00</b>	
<b>TOTAL, PS, MOOE, FE &amp; Capital Outlay</b>		<b>64,156,500.00</b>	<b>-</b>	<b>64,156,500.00</b>	<b>-</b>	<b>-</b>	<b>64,156,500.00</b>	
<b>Add: Life and Retirement Insurance Cont.</b>	50103010 00							
<b>Total, AF-KC-NCDDP (LP)</b>		<b>64,156,500.00</b>	<b>-</b>	<b>64,156,500.00</b>	<b>-</b>	<b>-</b>	<b>64,156,500.00</b>	
<b>KC-PMNP IBRD - SARO BMB-B-23-0013694</b>								
<b>Maint. &amp; Other Operating Expenses</b>								
<b>Traveling Expenses</b>								
Travel Expenses-Local	50201010 00	-	-	-	-	-	-	
Travel Expenses-Foreign	50201020 00	-	-	-	-	-	-	
<b>Training and Scholarship Expenses</b>								
Training Expenses	50202010 00	765,000.00	-	765,000.00	-	-	765,000.00	
Scholarship Expenses	50202020 00	765,000.00	-	765,000.00	-	-	765,000.00	
<b>Financial Assistance/Subsidy</b>								
Subsidy to National Government Agencies	50214010 00	13,515,000.00	-	13,515,000.00	-	-	13,515,000.00	
Financial Assistance to NGAs	50214020 00	-	-	-	-	-	-	
Financial Assistance to Local Government Units	50214030 00	-	-	-	-	-	-	
Financial Assistance to NGOs/POs	50214050 00	-	-	-	-	-	-	
Subsidies - Others	50214990 00	13,515,000.00	-	13,515,000.00	-	-	13,515,000.00	
<b>Taxes, Insurance Premiums and Other Fees</b>								
Taxes, Duties and Licenses	50215010 00	52,500.00	-	52,500.00	-	-	52,500.00	
Fidelity Bond Premiums	50215020 00	52,500.00	-	52,500.00	-	-	52,500.00	
Insurance Expenses	50215030 00	-	-	-	-	-	-	
<b>Labor and Wages</b>								
50216010 00		-	-	-	-	-	-	
<b>Other Maintenance and Operating Expenses</b>								
Advertising Expense	50299010 00	-	-	-	-	-	-	
Printing & Publication Expenses	50299020 00	-	-	-	-	-	-	
Representation Expenses	50299030 00	-	-	-	-	-	-	
Transportation and Delivery Expenses	50299040 00	-	-	-	-	-	-	
Rents - Buildings & Structures	50299050 01	-	-	-	-	-	-	
Rents - Land	50299050 02	-	-	-	-	-	-	
Rents - Motor Vehicles	50299050 03	-	-	-	-	-	-	
Rents - Equipment	50299050 04	-	-	-	-	-	-	
Rents - Living Quarters	50299050 05	-	-	-	-	-	-	
Membership Dues & Cont. to Organizations	50299060 00	-	-	-	-	-	-	
Subscription Expenses	50299070 00	-	-	-	-	-	-	
Donations	50299080 00	-	-	-	-	-	-	
Other MOOE	50299990 99	-	-	-	-	-	-	

PROGRAMS/ACTIVITIES/PROJECTS	OBJECT CODE	ALLOTMENT	REALLOCATION	ADJUSTED ALLOTMENT	TOTAL OBLIGATIONS INCURRED		Unobligated Balance of Allotment	Remarks
					This Report April			
Sub-total, MOOE		14,332,600.00	-	14,332,600.00	-	-	14,332,600.00	
Financial Expenses								
Bank Charges	50301040 00							
Sub-total, Financial Exp.								
TOTAL, PS, MOOE, FE & Capital Outlay		14,332,500.00	-	14,332,500.00	-	-	14,332,500.00	
Add: Life and Retirement Insurance Cont.	50103010 00							
Total		14,332,500.00	-	14,332,500.00	-	-	14,332,500.00	

Prepared by:  
  
**HAIZEL L. CASTAÑEDA**  
 Financial Analyst II

Reviewed by:  
  
**ARJAY G. LOPEZ**  
 Budget Officer II

Certified by:  
  
**REMANN B. MACAPINLAC**  
 Budget Officer II

FIELD OFFICE III  
As of April 30, 2023

PROGRAMS/ACTIVITIES/PROJECTS	OBJECT CODE	ALLOTMENT	REALLOCATION	ADJUSTED ALLOTMENT	TOTAL OBLIGATIONS INCURRED		Unobligated Balance of Allotment	Remarks
					This Report April			
<b>CONTINUING APPROPRIATIONS</b>								
<b>Maint. &amp; Other Operating Expenses</b>								
<b>Traveling Expenses</b>								
Travel Expenses-Local				771,800.00	164,595.28	164,595.28	607,204.72	
Travel Expenses-Foreign	50201010 00	193,642.00	578,158.00	771,800.00	164,595.28	164,595.28	607,204.72	
	50201020 00	193,642.00	578,158.00	-	-	-	-	
<b>Training and Scholarship Expenses</b>								
Training Expenses				633,924.00	-	-	633,924.00	
Scholarship Expenses	50202010 00	451,280.21	182,643.79	633,924.00	-	-	633,924.00	
	50202020 00	451,280.21	182,643.79	-	-	-	-	
<b>Supplies and Materials Expenses</b>								
Office Supplies Expenses				1,800.00	-	-	1,800.00	
Accountable Forms Expenses	50203010 00	63,816.73	(62,016.73)	-	-	-	-	
Food Supplies Expenses	50203020 00	45,328.73	(45,328.73)	-	-	-	-	
Welfare Goods Expenses	50203050 00	900.00	900.00	1,800.00	-	-	-	
Drugs and Medicines Expenses	50203060 00	-	-	-	-	-	-	
Medical, Dental and Laboratory Supplies Exp.	50203070 00	-	-	-	-	-	-	
Gasoline, Oil and Lubricants Expenses	50203080 00	-	-	-	-	-	-	
Semi Expendable Machinery & Equipment Exp.	50203210 00	-	-	-	-	-	-	
Machinery	50203210 01	-	-	-	-	-	-	
Office Equipment	50203210 02	-	-	-	-	-	-	
ICT Equipment	50203210 03	-	-	-	-	-	-	
Communication Equipment	50203210 07	-	-	-	-	-	-	
Disaster Response & Rescue Equipment	50203210 08	-	-	-	-	-	-	
Medical Equipment	50203210 10	-	-	-	-	-	-	
Printing Equipment	50203210 11	-	-	-	-	-	-	
Other Machinery Equipment	50203210 99	-	-	-	-	-	-	
Semi Expendable Furniture, Fixtures & Books	50203220 00	-	-	-	-	-	-	
Furniture & Fixtures	50203220 01	-	-	-	-	-	-	
Books	50203220 02	-	-	-	-	-	-	
Other Supplies Expenses	50203990 00	17,588.00	(17,588.00)	-	-	-	-	
<b>Utility Expenses</b>								
Water Expenses	50204010 00	-	-	-	-	-	-	
Electricity Expenses	50204020 00	-	-	-	-	-	-	
<b>Communication Expenses</b>								
Postage and Deliveries	50205010 00	207,904.36	(87,304.36)	120,600.00	-	-	120,600.00	
Telephone Expenses-Mobile	50205020 01	207,904.36	(87,304.36)	120,600.00	-	-	120,600.00	
Telephone Expenses-Landline	50205020 02	-	-	-	-	-	-	
Internet expenses	50205030 00	-	-	-	-	-	-	
Cable, Satellite, Telegraph and Radio Expenses	50205040 00	-	-	-	-	-	-	
<b>Awards/Rewards and Prizes</b>								
Awards/Rewards Expense	50206010 00	-	-	-	-	-	-	
Prizes	50206020 00	-	-	-	-	-	-	
<b>Survey Expenses</b>								
	50207010 00	-	-	-	-	-	-	
<b>Extraordinary &amp; Miscellaneous Expenses</b>								
	50210030 00	-	-	-	-	-	-	
<b>Professional Services</b>								
Legal Services	50211010 00	5,874,258.56	(553,235.70)	5,321,022.86	799,726.47	804,726.47	4,516,296.39	
Auditing Services	50211020 00	-	-	-	-	-	-	
Consultancy Services	50211030 00	-	-	-	-	-	-	
Other Professional Services	50211990 00	5,874,258.56	(553,235.70)	5,321,022.86	799,726.47	804,726.47	4,516,296.39	
<b>General Services</b>								
Janitorial Services	50212020 00	-	-	-	-	-	-	
Security Services	50212030 00	-	-	-	-	-	-	
Other General Services	50212990 00	-	-	-	-	-	-	
<b>Repairs &amp; Maintenance</b>								
RM - Land Improvements	50213020 00	-	-	-	-	-	-	
RM - Other Infrastructure Assets	50213030 99	-	-	-	-	-	-	
RM - Buildings	50213040 00	-	-	-	-	-	-	
RM - Other Structures	50213040 99	-	-	-	-	-	-	
RM - Machinery	50213050 01	-	-	-	-	-	-	
RM - Office Equipment	50213050 02	-	-	-	-	-	-	
RM - ICT Equipment	50213050 03	-	-	-	-	-	-	
RM - Communication Equipment	50213050 07	-	-	-	-	-	-	
RM - Construction & Heavy Equipment	50213050 08	-	-	-	-	-	-	
RM - Disaster Response & Rescue Eqpt.	50213050 09	-	-	-	-	-	-	
RM - Medical Equipment	50213050 11	-	-	-	-	-	-	
RM - Printing Equipment	50213050 12	-	-	-	-	-	-	
RM - Other Machinery and Equipment	50213050 99	-	-	-	-	-	-	
RM - Motor Vehicle	50213060 01	-	-	-	-	-	-	
RM - Other Transportation Equipment	50213060 99	-	-	-	-	-	-	
RM - Furniture & Fixtures	50213070 00	-	-	-	-	-	-	
RM - Leased Assets Bldg. & Other Structures	50213080 01	-	-	-	-	-	-	
RM - Leased Assets Machinery & Other Eqpt.	50213080 99	-	-	-	-	-	-	
RM - Semi Expendable Machinery & Equipment Ex	50213210 00	-	-	-	-	-	-	
Machinery	50213210 01	-	-	-	-	-	-	
Office Equipment	50213210 02	-	-	-	-	-	-	
ICT Equipment	50213210 03	-	-	-	-	-	-	

PROGRAMS/ACTIVITIES/PROJECTS	OBJECT CODE	ALLOTMENT	REALLOCATION	ADJUSTED ALLOTMENT	This Report	TOTAL OBLIGATIONS	Unobligated	Remarks
					April	INCURRED	Balance of Allotment	
Communication Equipment	50213210 07	-	-	-	-	-	-	-
Disaster Response & Rescue Equipment	50213210 08	-	-	-	-	-	-	-
Medical Equipment	50213210 10	-	-	-	-	-	-	-
Printing Equipment	50213210 11	-	-	-	-	-	-	-
Other Machinery Equipment	50213210 99	-	-	-	-	-	-	-
<b>RM - Semi Expendable Furniture, Fixtures &amp; Books</b>								
Furniture & Fixtures	50213220 00	-	-	-	-	-	-	-
Books	50213220 01	-	-	-	-	-	-	-
<b>RM - Other Property, Plant and Equipment</b>								
Financial Assistance/Subsidy	50213220 02	-	-	-	-	-	-	-
Subsidy to National Government Agencies	50213990 99	-	-	-	-	-	-	-
Financial Assistance to NGAs	50214010 00	-	-	-	-	-	-	-
Financial Assistance to Local Government Units	50214020 00	-	-	-	-	-	-	-
Financial Assistance to NGOs/POs	50214030 00	-	-	-	-	-	-	-
Subsidies - Others	50214050 00	-	-	-	-	-	-	-
<b>Taxes, Insurance Premiums and Other Fees</b>								
Taxes, Duties and Licenses	50214990 00	-	-	-	-	-	-	-
Fidelity Bond Premiums	50215010 00	-	-	-	-	-	-	-
Insurance Expenses	50215020 00	-	-	-	-	-	-	-
<b>Labor and Wages</b>								
50215030 00		-	-	-	-	-	-	-
<b>Other Maintenance and Operating Expenses</b>								
Advertising Expense	50216010 00	-	-	-	-	-	-	-
Printing & Publication Expenses	50299010 00	58,245.00	(58,245.00)	-	-	-	-	-
Representation Expenses	50299020 00	56,970.00	(56,970.00)	-	-	-	-	-
Transportation and Delivery Expenses	50299030 00	-	-	-	-	-	-	-
Rents - Buildings & Structures	50299040 00	1,275.00	(1,275.00)	-	-	-	-	-
Rents - Land	50299050 01	-	-	-	-	-	-	-
Rents - Motor Vehicles	50299050 02	-	-	-	-	-	-	-
Rents - Equipment	50299050 03	-	-	-	-	-	-	-
Rents - Living Quarters	50299050 04	-	-	-	-	-	-	-
Membership Dues & Cont. to Organizations	50299050 05	-	-	-	-	-	-	-
Subscription Expenses	50299060 00	-	-	-	-	-	-	-
Donations	50299070 00	-	-	-	-	-	-	-
Other MOOE	50299080 00	-	-	-	-	-	-	-
50299990 99		-	-	-	-	-	-	-
<b>Sub-total, MOOE</b>		<b>6,849,146.86</b>	<b>-</b>	<b>6,849,146.86</b>	<b>964,321.75</b>	<b>969,321.75</b>	<b>5,879,825.11</b>	
<b>Capital Outlays</b>								
<b>Land Outlay</b>								
50604010 01		-	-	-	-	-	-	-
<b>Land Improvements Outlay</b>								
50604020 99		-	-	-	-	-	-	-
<b>Buildings &amp; Structure Outlay</b>								
Buildings	50604040 01	-	-	-	-	-	-	-
Other Structures	50604040 99	-	-	-	-	-	-	-
<b>Machinery &amp; Equipment Outlay</b>								
Machinery	50604050 01	-	-	-	-	-	-	-
Office Equipment	50604050 02	-	-	-	-	-	-	-
Info. and Communication Technology Eqpt.	50604050 03	-	-	-	-	-	-	-
Communication Equipment	50604050 07	-	-	-	-	-	-	-
Disaster Response & Rescue Equipment	50604050 09	-	-	-	-	-	-	-
Medical Equipment	50604050 11	-	-	-	-	-	-	-
Printing Equipment	50604050 12	-	-	-	-	-	-	-
Other Machinery and Equipment, etc.	50604050 99	-	-	-	-	-	-	-
<b>Transportation Equipment</b>								
Motor Vehicles	50604060 01	-	-	-	-	-	-	-
Other Transportation Equipment, etc	50604060 99	-	-	-	-	-	-	-
<b>Furniture &amp; Books Outlay</b>								
Furniture & Fixtures	50604070 01	-	-	-	-	-	-	-
Books	50604070 02	-	-	-	-	-	-	-
<b>Other Property, Plant and Equipment</b>								
50604090 99		-	-	-	-	-	-	-
<b>Intangible Outlay</b>								
Patents/Copyrights	50606010 00	-	-	-	-	-	-	-
Computer Software	50606020 00	-	-	-	-	-	-	-
<b>Sub-total, Capital Outlay</b>		<b>-</b>	<b>-</b>	<b>-</b>	<b>-</b>	<b>-</b>	<b>-</b>	
<b>TOTAL, PS, MOOE, FE &amp; Capital Outlay</b>		<b>6,849,146.86</b>	<b>-</b>	<b>6,849,146.86</b>	<b>964,321.75</b>	<b>969,321.75</b>	<b>5,879,825.11</b>	
<b>Total, Regular Appropriations</b>		<b>6,849,146.86</b>	<b>-</b>	<b>6,849,146.86</b>	<b>964,321.75</b>	<b>969,321.75</b>	<b>5,879,825.11</b>	
<b>310100300003000</b>								
<b>AF KC NCCDP (Additional Financing for KALAH-CIDSS NCCDP)</b>								
<b>Maint. &amp; Other Operating Expenses</b>								
Traveling Expenses		185,842.00	578,158.00	764,000.00	164,595.28	164,595.28	599,404.72	

PROGRAMS/ACTIVITIES/PROJECTS	OBJECT CODE	ALLOTMENT	REALLOCATION	ADJUSTED ALLOTMENT	TOTAL OBLIGATIONS INCURRED		Unobligated Balance of Allotment	Remarks
					This Report April			
Travel Expenses-Local	50201010 00							
Travel Expenses-Foreign	50201020 00	185,842.00	578,168.00	764,000.00	164,595.28	164,595.28	599,404.72	
<b>Training and Scholarship Expenses</b>								
Training Expenses								
Scholarship Expenses								
<b>Supplies and Materials Expenses</b>								
Office Supplies Expenses	50202010 00	451,280.21		633,924.00			633,924.00	
Accountable Forms Expenses	50202020 00	451,280.21	182,643.79	633,924.00			633,924.00	
Food Supplies Expenses	50203010 00	63,816.73		1,800.00			1,800.00	
Welfare Goods Expenses	50203020 00		(62,016.73)					
Drugs and Medicines Expenses	50203050 00	45,328.73	(45,328.73)					
Medical, Dental and Laboratory Supplies Exp	50203060 00	900.00	900.00	1,800.00				
Gasoline, Oil and Lubricants Expenses	50203070 00							
Semi Expendable Machinery & Equipment Exp	50203080 00							
Machinery	50203090 00							
Office Equipment	50203210 00							
ICT Equipment	50203210 01							
Communication Equipment	50203210 02							
Disaster Response & Rescue Equipment	50203210 03							
Medical Equipment	50203210 07							
Printing Equipment	50203210 08							
Other Machinery Equipment	50203210 11							
Semi Expendable Furniture, Fixtures & Books	50203210 99							
Furniture & Fixtures	50203220 00							
Books	50203220 01							
Other Supplies Expenses	50203220 02							
Utility Expenses	50203990 00	17,588.00	(17,588.00)					
Water Expenses								
Electricity Expenses	50204010 00							
<b>Communication Expenses</b>								
Postage and Deliveries	50204020 00							
Telephone Expenses-Mobile	50205010 00	207,904.36	(87,304.36)	120,600.00			120,600.00	
Telephone Expenses-Landline	50205020 01							
Internet expenses	50205020 02	207,904.36	(87,304.36)	120,600.00			120,600.00	
Cable, Satellite, Telegraph and Radio Expenses	50205030 00							
	50205040 00							
<b>Awards/Rewards and Prizes</b>								
Awards/Rewards Expense	50206010 00							
Prizes	50206020 00							
<b>Survey Expenses</b>								
	50207010 00							
<b>Extraordinary &amp; Miscellaneous Expenses</b>								
	50210030 00							
<b>Professional Services</b>								
Legal Services	50211010 00	5,874,258.56	(553,235.70)	5,321,022.86	799,726.47	804,726.47	4,516,296.39	
Auditing Services	50211020 00							
Consultancy Services	50211030 00							
Other Professional Services	50211990 00	5,874,258.56	(553,235.70)	5,321,022.86	799,726.47	804,726.47	4,516,296.39	
<b>General Services</b>								
Janitorial Services	50212020 00							
Security Services	50212030 00							
Other General Services	50212990 00							
<b>Repairs &amp; Maintenance</b>								
RM - Land Improvements	50213020 00							
RM - Other Infrastructure Assets	50213030 99							
RM - Buildings	50213040 00							
RM - Other Structures	50213040 99							
RM - Machinery	50213050 01							
RM - Office Equipment	50213050 02							
RM - ICT Equipment	50213050 03							
RM - Communication Equipment	50213050 07							
RM - Construction & Heavy Equipment	50213050 08							
RM - Disaster Response & Rescue Eqipt.	50213050 09							
RM - Medical Equipment	50213050 11							
RM - Printing Equipment	50213050 12							
RM - Other Machinery and Equipment	50213050 99							
RM - Motor Vehicle	50213060 01							
RM - Other Transportation Equipment	50213060 99							
RM - Furniture & Fixtures	50213070 00							
RM - Leased Assets Bldg. & Other Structures	50213080 01							
RM - Leased Assets Machinery & Other Eqpt.	50213080 99							
RM - Semi Expendable Machinery & Equipment E	50213210 00							
Machinery	50213210 01							
Office Equipment	50213210 02							
ICT Equipment	50213210 03							
Communication Equipment	50213210 07							
Disaster Response & Rescue Equipment	50213210 08							
Medical Equipment	50213210 10							
Printing Equipment	50213210 11							
Other Machinery Equipment	50213210 99							
RM - Semi Expendable Furniture, Fixtures & Book	50213220 00							
Furniture & Fixtures	50213220 01							
Books	50213220 02							
RM - Other Property, Plant and Equipment	50213990 99							

PROGRAMS/ACTIVITIES/PROJECTS	OBJECT CODE	ALLOTMENT	REALLOCATION	ADJUSTED ALLOTMENT	TOTAL OBLIGATIONS INCURRED		Unobligated Balance of Allotment	Remarks
					This Report April			
<b>Financial Assistance/Subsidy</b>								
Subsidy to National Government Agencies	50214010 00	-	-	-	-	-	-	-
Financial Assistance to NGAs	50214020 00	-	-	-	-	-	-	-
Financial Assistance to Local Government Units	50214030 00	-	-	-	-	-	-	-
Financial Assistance to NGOs/POs	50214050 00	-	-	-	-	-	-	-
Subsidies - Others	50214990 00	-	-	-	-	-	-	-
<b>Taxes, Insurance Premiums and Other Fees</b>								
Taxes, Duties and Licenses	50215010 00	-	-	-	-	-	-	-
Fidelity Bond Premiums	50215020 00	-	-	-	-	-	-	-
Insurance Expenses	50215030 00	-	-	-	-	-	-	-
<b>Labor and Wages</b>	50216010 00	-	-	-	-	-	-	-
<b>Other Maintenance and Operating Expenses</b>		<b>58,245.00</b>	<b>(58,245.00)</b>					
Advertising Expense	50299010 00	56,970.00	(56,970.00)					
Printing & Publication Expenses	50299020 00	-	-					
Representation Expenses	50299030 00	1,275.00	(1,275.00)					
Transportation and Delivery Expenses	50299040 00	-	-					
Rents - Buildings & Structures	50299050 01	-	-					
Rents - Land	50299050 02	-	-					
Rents - Motor Vehicles	50299050 03	-	-					
Rents - Equipment	50299050 04	-	-					
Rents - Living Quarters	50299050 05	-	-					
Membership Dues & Cont. to Organizations	50299060 00	-	-					
Subscription Expenses	50299070 00	-	-					
Donations	50299080 00	-	-					
Other MOOE	50299990 99	-	-					
<b>Sub-total, MOOE</b>		<b>6,841,346.86</b>	<b>-</b>	<b>6,841,346.86</b>	<b>964,321.75</b>	<b>969,321.75</b>	<b>5,872,025.11</b>	
<b>TOTAL, PS, MOOE, FE &amp; Capital Outlay</b>		<b>6,841,346.86</b>	<b>-</b>	<b>6,841,346.86</b>	<b>964,321.75</b>	<b>969,321.75</b>	<b>5,872,025.11</b>	
<b>Total, AF KC NCDOP</b>		<b>6,841,346.86</b>	<b>-</b>	<b>6,841,346.86</b>	<b>964,321.75</b>	<b>969,321.75</b>	<b>5,872,025.11</b>	


PROGRAMS/ACTIVITIES/PROJECTS	OBJECT CODE	ALLOTMENT	REALLOCATION	ADJUSTED ALLOTMENT	TOTAL OBLIGATIONS INCURRED		Unobligated Balance of Allotment	Remarks
					This Report April			
<b>F.O CONTINUING</b>								
<b>02101151 - GoP Counterpart Funds</b>								
<b>Maint. &amp; Other Operating Expenses</b>								
<b>Traveling Expenses</b>								
Travel Expenses-Local								
Travel Expenses-Foreign								
<b>Training and Scholarship Expenses</b>								
Training Expenses	50201010 00	185,842.00						
Scholarship Expenses	50201020 00	185,842.00	578,158.00	764,000.00	164,595.28	164,595.28	599,404.72	
<b>Supplies and Materials Expenses</b>								
Office Supplies Expenses	50202010 00	-	578,158.00	764,000.00	164,595.28	164,595.28	599,404.72	
Accountable Forms Expenses	50202020 00	451,280.21	-	-	-	-	-	
Food Supplies Expenses	50202020 00	451,280.21	182,643.79	633,924.00	-	-	633,924.00	
Welfare Goods Expenses	50203010 00	-	182,643.79	633,924.00	-	-	633,924.00	
Drugs and Medicines Expenses	50203020 00	63,816.73	(62,016.73)	1,800.00	-	-	1,800.00	
Medical, Dental and Laboratory Supplies Exp.	50203050 00	45,328.73	(45,328.73)	-	-	-	-	
Gasoline, Oil and Lubricants Expenses	50203060 00	900.00	900.00	1,800.00	-	-	1,800.00	
Semi Expendable Machinery & Equipment Exp	50203070 00	-	-	-	-	-	-	
<b>Machinery</b>								
Office Equipment	50203080 00	-	-	-	-	-	-	
ICT Equipment	50203090 00	-	-	-	-	-	-	
Communication Equipment	50203210 01	-	-	-	-	-	-	
Disaster Response & Rescue Equipment	50203210 02	-	-	-	-	-	-	
Medical Equipment	50203210 03	-	-	-	-	-	-	
Printing Equipment	50203210 07	-	-	-	-	-	-	
Other Machinery Equipment	50203210 08	-	-	-	-	-	-	
Semi Expendable Furniture, Fixtures & Books	50203210 10	-	-	-	-	-	-	
Furniture & Fixtures	50203210 11	-	-	-	-	-	-	
Books	50203210 99	-	-	-	-	-	-	
Other Supplies Expenses	50203220 00	-	-	-	-	-	-	
50203220 01	-	-	-	-	-	-	-	
50203220 02	-	-	-	-	-	-	-	
50203990 00	-	-	-	-	-	-	-	
<b>Utility Expenses</b>								
Water Expenses	50204010 00	17,588.00	(17,588.00)	-	-	-	-	
Electricity Expenses	50204020 00	-	-	-	-	-	-	
<b>Communication Expenses</b>								
Postage and Deliveries	50205010 00	207,904.36	(87,304.36)	120,600.00	-	-	120,600.00	
Telephone Expenses-Mobile	50205020 01	-	-	-	-	-	-	
Telephone Expenses-Landline	50205020 02	207,904.36	(87,304.36)	120,600.00	-	-	120,600.00	
Internet expenses	50205030 00	-	-	-	-	-	-	
Cable, Satellite, Telegraph and Radio Expenses	50205040 00	-	-	-	-	-	-	
<b>Awards/Rewards and Prizes</b>								
Awards/Rewards Expense	50206010 00	-	-	-	-	-	-	
Rewards & Incentives	50206010 02	-	-	-	-	-	-	
Prizes	50206020 00	-	-	-	-	-	-	
<b>Survey Expenses</b>								
50207010 00	-	-	-	-	-	-	-	
<b>Extraordinary &amp; Miscellaneous Expenses</b>								
50210030 00	-	-	-	-	-	-	-	
<b>Professional Services</b>								
Legal Services	50211010 00	5,527,294.87	(553,235.70)	4,974,059.17	799,726.47	804,726.47	4,169,332.70	
Auditing Services	50211020 00	-	-	-	-	-	-	
Consultancy Services	50211030 00	-	-	-	-	-	-	
Other Professional Services	50211990 00	5,527,294.87	(553,235.70)	4,974,059.17	799,726.47	804,726.47	4,169,332.70	
<b>General Services</b>								
Janitorial Services	50212020 00	-	-	-	-	-	-	
Security Services	50212030 00	-	-	-	-	-	-	
Other General Services	50212990 00	-	-	-	-	-	-	
<b>Repairs &amp; Maintenance</b>								
RM - Land Improvements	50213020 00	-	-	-	-	-	-	
RM - Other Infrastructure Assets	50213030 99	-	-	-	-	-	-	
RM - Buildings	50213040 00	-	-	-	-	-	-	
RM - Other Structures	50213040 99	-	-	-	-	-	-	
RM - Machinery	50213050 01	-	-	-	-	-	-	
RM - Office Equipment	50213050 02	-	-	-	-	-	-	
RM - ICT Equipment	50213050 03	-	-	-	-	-	-	
RM - Communication Equipment	50213050 07	-	-	-	-	-	-	
RM - Construction & Heavy Equipment	50213050 08	-	-	-	-	-	-	
RM - Disaster Response & Rescue Equipmt.	50213050 09	-	-	-	-	-	-	
RM - Medical Equipment	50213050 11	-	-	-	-	-	-	
RM - Printing Equipment	50213050 12	-	-	-	-	-	-	
RM - Other Machinery and Equipment	50213050 99	-	-	-	-	-	-	
RM - Motor Vehicle	50213060 01	-	-	-	-	-	-	
RM - Other Transportation Equipment	50213060 99	-	-	-	-	-	-	
RM - Furniture & Fixtures	50213070 00	-	-	-	-	-	-	
RM - Leased Assets Bldg. & Other Structures	50213080 01	-	-	-	-	-	-	
RM - Leased Assets Machinery & Other Eqpt.	50213080 99	-	-	-	-	-	-	
RM - Semi Expendable Machinery & Equipment E	50213210 00	-	-	-	-	-	-	
Machinery	50213210 01	-	-	-	-	-	-	
Office Equipment	50213210 02	-	-	-	-	-	-	
ICT Equipment	50213210 03	-	-	-	-	-	-	
Communication Equipment	50213210 07	-	-	-	-	-	-	
Disaster Response & Rescue Equipment	50213210 08	-	-	-	-	-	-	




PROGRAMS/ACTIVITIES/PROJECTS	OBJECT CODE	ALLOTMENT	REALLOCATION	ADJUSTED ALLOTMENT	TOTAL OBLIGATIONS INCURRED		Unobligated Balance of Allotment	Remarks
					This Report April			
Medical Equipment	50213210 10	-	-	-	-	-	-	-
Printing Equipment	50213210 11	-	-	-	-	-	-	-
Other Machinery Equipment	50213210 99	-	-	-	-	-	-	-
<b>RM - Semi Expendable Furniture, Fixtures &amp; Book</b>								
Furniture & Fixtures	50213220 00	-	-	-	-	-	-	-
Books	50213220 01	-	-	-	-	-	-	-
<b>RM - Other Property, Plant and Equipment</b>								
	50213220 02	-	-	-	-	-	-	-
	50213990 99	-	-	-	-	-	-	-
<b>Financial Assistance/Subsidy</b>								
Subsidy to National Government Agencies	50214010 00	-	-	-	-	-	-	-
Financial Assistance to NGAs	50214020 00	-	-	-	-	-	-	-
Financial Assistance to Local Government Units	50214030 00	-	-	-	-	-	-	-
Financial Assistance to NGOs/POs	50214050 00	-	-	-	-	-	-	-
Subsidies - Others	50214990 00	-	-	-	-	-	-	-
<b>Taxes, Insurance Premiums and Other Fees</b>								
Taxes, Duties and Licenses	50215010 00	-	-	-	-	-	-	-
Fidelity Bond Premiums	50215020 00	-	-	-	-	-	-	-
Insurance Expenses	50215030 00	-	-	-	-	-	-	-
<b>Labor and Wages</b>	50216010 00	-	-	-	-	-	-	-
<b>Other Maintenance and Operating Expenses</b>								
Advertising Expense	50299010 00	58,245.00	(58,245.00)	-	-	-	-	-
Printing & Publication Expenses	50299020 00	56,970.00	(56,970.00)	-	-	-	-	-
Representation Expenses	50299030 00	-	-	-	-	-	-	-
Transportation and Delivery Expenses	50299040 00	1,275.00	(1,275.00)	-	-	-	-	-
Rents - Buildings & Structures	50299050 01	-	-	-	-	-	-	-
Rents - Land	50299050 02	-	-	-	-	-	-	-
Rents - Motor Vehicles	50299050 03	-	-	-	-	-	-	-
Rents - Equipment	50299050 04	-	-	-	-	-	-	-
Rents - Living Quarters	50299050 05	-	-	-	-	-	-	-
Membership Dues & Cont. to Organizations	50299060 00	-	-	-	-	-	-	-
Subscription Expenses	50299070 00	-	-	-	-	-	-	-
Donations	50299080 00	-	-	-	-	-	-	-
Other MOOE	50299990 99	-	-	-	-	-	-	-
<b>Sub-total, MOOE</b>		<b>6,494,383.17</b>	<b>-</b>	<b>6,494,383.17</b>	<b>964,321.75</b>	<b>969,321.75</b>	<b>5,525,061.42</b>	
<b>TOTAL, PS, MOOE, FE &amp; Capital Outlay</b>		<b>6,494,383.17</b>	<b>-</b>	<b>6,494,383.17</b>	<b>964,321.75</b>	<b>969,321.75</b>	<b>5,525,061.42</b>	
<b>Total, AF-GOP FO CONTINUING</b>		<b>6,494,383.17</b>	<b>-</b>	<b>6,494,383.17</b>	<b>964,321.75</b>	<b>969,321.75</b>	<b>5,525,061.42</b>	
<b>C.O CONTINUING</b>								
<b>02101151 - GoP Counterpart Funds</b>								
<b>Maint. &amp; Other Operating Expenses</b>								
<b>Traveling Expenses</b>								
Travel Expenses-Local	50201010 00	-	-	-	-	-	-	-
Travel Expenses-Foreign	50201020 00	-	-	-	-	-	-	-
<b>Training and Scholarship Expenses</b>								
Training Expenses	50202010 00	-	-	-	-	-	-	-
Scholarship Expenses	50202020 00	-	-	-	-	-	-	-
<b>Supplies and Materials Expenses</b>								
Office Supplies Expenses	50203010 00	-	-	-	-	-	-	-
Accountable Forms Expenses	50203020 00	-	-	-	-	-	-	-
Food Supplies Expenses	50203050 00	-	-	-	-	-	-	-
Welfare Goods Expenses	50203060 00	-	-	-	-	-	-	-
Drugs and Medicines Expenses	50203070 00	-	-	-	-	-	-	-
Medical, Dental and Laboratory Supplies Exp	50203080 00	-	-	-	-	-	-	-
Gasoline, Oil and Lubricants Expenses	50203090 00	-	-	-	-	-	-	-
Semi Expendable Machinery & Equipment Exp	50203210 00	-	-	-	-	-	-	-
Machinery	50203210 01	-	-	-	-	-	-	-
Office Equipment	50203210 02	-	-	-	-	-	-	-
ICT Equipment	50203210 03	-	-	-	-	-	-	-
Communication Equipment	50203210 07	-	-	-	-	-	-	-
Disaster Response & Rescue Equipment	50203210 08	-	-	-	-	-	-	-
Medical Equipment	50203210 10	-	-	-	-	-	-	-
Printing Equipment	50203210 11	-	-	-	-	-	-	-
Other Machinery Equipment	50203210 99	-	-	-	-	-	-	-
Semi Expendable Furniture, Fixtures & Books	50203220 00	-	-	-	-	-	-	-
Furniture & Fixtures	50203220 01	-	-	-	-	-	-	-
Books	50203220 02	-	-	-	-	-	-	-
Other Supplies Expenses	50203990 00	-	-	-	-	-	-	-
<b>Utility Expenses</b>								
Water Expenses	50204010 00	-	-	-	-	-	-	-
Electricity Expenses	50204020 00	-	-	-	-	-	-	-
<b>Communication Expenses</b>								
Postage and Deliveries	50205010 00	-	-	-	-	-	-	-
Telephone Expenses-Mobile	50205020 01	-	-	-	-	-	-	-
Telephone Expenses-Landline	50205020 02	-	-	-	-	-	-	-
Internet expenses	50205030 00	-	-	-	-	-	-	-
Cable, Satellite, Telegraph and Radio Expenses	50205040 00	-	-	-	-	-	-	-

PROGRAMS/ACTIVITIES/PROJECTS	OBJECT CODE	ALLOTMENT	REALLOCATION	ADJUSTED ALLOTMENT	TOTAL OBLIGATIONS INCURRED		Unobligated Balance of Allotment	Remarks
					This Report April			
Awards/Rewards and Prizes	50206010 00	-	-	-	-	-	-	
Awards/Rewards Expense	50206020 00	-	-	-	-	-	-	
Prizes	50207010 00	-	-	-	-	-	-	
Survey Expenses	50210030 00	-	-	-	-	-	-	
Extraordinary & Miscellaneous Expenses	50211010 00	-	-	-	-	-	-	
Professional Services	50211020 00	346,963.69	-	346,963.69	-	-	346,963.69	
Legal Services	50211030 00	-	-	-	-	-	-	
Auditing Services	50211990 00	346,963.69	-	346,963.69	-	-	346,963.69	
Consultancy Services	50212020 00	-	-	-	-	-	-	
Other Professional Services	50212030 00	-	-	-	-	-	-	
General Services	50212990 00	-	-	-	-	-	-	
Janitorial Services	50213020 00	-	-	-	-	-	-	
Security Services	50213030 99	-	-	-	-	-	-	
Other General Services	50213040 00	-	-	-	-	-	-	
Repairs & Maintenance	50213040 99	-	-	-	-	-	-	
RM - Land Improvements	50213040 00	-	-	-	-	-	-	
RM - Other Infrastructure Assets	50213040 99	-	-	-	-	-	-	
RM - Buildings	50213050 01	-	-	-	-	-	-	
RM - Other Structures	50213050 02	-	-	-	-	-	-	
RM - Machinery	50213050 03	-	-	-	-	-	-	
RM - Office Equipment	50213050 07	-	-	-	-	-	-	
RM - ICT Equipment	50213050 08	-	-	-	-	-	-	
RM - Communication Equipment	50213050 09	-	-	-	-	-	-	
RM - Construction & Heavy Equipment	50213050 11	-	-	-	-	-	-	
RM - Disaster Response & Rescue Eqpt.	50213050 12	-	-	-	-	-	-	
RM - Medical Equipment	50213050 99	-	-	-	-	-	-	
RM - Printing Equipment	50213060 01	-	-	-	-	-	-	
RM - Other Machinery and Equipment	50213060 99	-	-	-	-	-	-	
RM - Motor Vehicle	50213070 00	-	-	-	-	-	-	
RM - Other Transportation Equipment	50213080 01	-	-	-	-	-	-	
RM - Furniture & Fixtures	50213080 99	-	-	-	-	-	-	
RM - Leased Assets Bldg. & Other Structures	50213210 00	-	-	-	-	-	-	
RM - Leased Assets Machinery & Other Eqpt.	50213210 01	-	-	-	-	-	-	
RM - Semi Expendable Machinery & Equipment Ex	50213210 02	-	-	-	-	-	-	
Machinery	50213210 03	-	-	-	-	-	-	
Office Equipment	50213210 07	-	-	-	-	-	-	
ICT Equipment	50213210 08	-	-	-	-	-	-	
Communication Equipment	50213210 10	-	-	-	-	-	-	
Disaster Response & Rescue Equipment	50213210 11	-	-	-	-	-	-	
Medical Equipment	50213220 00	-	-	-	-	-	-	
Printing Equipment	50213220 01	-	-	-	-	-	-	
Other Machinery Equipment	50213220 02	-	-	-	-	-	-	
RM - Semi Expendable Furniture, Fixtures & Book	50213990 99	-	-	-	-	-	-	
Furniture & Fixtures								
Books								
RM - Other Property, Plant and Equipment								
Financial Assistance/Subsidy								
Subsidy to National Government Agencies	50214010 00	-	-	-	-	-	-	
Financial Assistance to NGAs	50214020 00	-	-	-	-	-	-	
Financial Assistance to Local Government Units	50214030 00	-	-	-	-	-	-	
Financial Assistance to NGOs/POs	50214050 00	-	-	-	-	-	-	
Subsidies - Others	50214990 00	-	-	-	-	-	-	
Taxes, Insurance Premiums and Other Fees								
Taxes, Duties and Licenses	50215010 00	-	-	-	-	-	-	
Fidelity Bond Premiums	50215020 00	-	-	-	-	-	-	
Insurance Expenses	50215030 00	-	-	-	-	-	-	
Labor and Wages	50216010 00	-	-	-	-	-	-	
Other Maintenance and Operating Expenses								
Advertising Expense	50299010 00	-	-	-	-	-	-	
Printing & Publication Expenses	50299020 00	-	-	-	-	-	-	
Representation Expenses	50299030 00	-	-	-	-	-	-	
Transportation and Delivery Expenses	50299040 00	-	-	-	-	-	-	
Rents - Buildings & Structures	50299050 01	-	-	-	-	-	-	
Rents - Land	50299050 02	-	-	-	-	-	-	
Rents - Motor Vehicles	50299050 03	-	-	-	-	-	-	
Rents - Equipment	50299050 04	-	-	-	-	-	-	
Rents - Living Quarters	50299050 05	-	-	-	-	-	-	
Membership Dues & Cont. to Organizations	50299060 00	-	-	-	-	-	-	
Subscription Expenses	50299070 00	-	-	-	-	-	-	
Donations	50299080 00	-	-	-	-	-	-	
Other MOOE	50299990 99	-	-	-	-	-	-	
<b>Sub-total, MOOE</b>		<b>346,963.69</b>	-	<b>346,963.69</b>	-	-	<b>346,963.69</b>	
<b>TOTAL, PS, MOOE, FE &amp; Capital Outlay</b>		<b>346,963.69</b>	-	<b>346,963.69</b>	-	-	<b>346,963.69</b>	
Add: Life and Retirement Insurance Cont.	50103010 00	-	-	-	-	-	-	
<b>Total, AF-GOP CO CONTINUING</b>		<b>346,963.69</b>	-	<b>346,963.69</b>	-	-	<b>346,963.69</b>	
C.O CONTINUING								

PROGRAMS/ACTIVITIES/PROJECTS	OBJECT CODE	ALLOTMENT	REALLOCATION	ADJUSTED ALLOTMENT	TOTAL OBLIGATIONS INCURRED		Unobligated Balance of Allotment	Remarks
					This Report April			
310100300004000								
Beneficiary FIRST (Fast, Innovative and Responsive Service Transformation) (Emergency Social Protection Project)								
Maint. & Other Operating Expenses								
Traveling Expenses								
Travel Expenses-Local								
Travel Expenses-Foreign	50201010 00	7,800.00	-	7,800.00	-	-	7,800.00	
Training and Scholarship Expenses	50201020 00	7,800.00	-	7,800.00	-	-	7,800.00	
Training Expenses	50202010 00	-	-	-	-	-	-	
Scholarship Expenses	50202020 00	-	-	-	-	-	-	
Add: Life and Retirement Insurance Cont.	50103010 00	-	-	-	-	-	-	
<b>Total, BFIRST</b>		<b>7,800.00</b>	<b>-</b>	<b>7,800.00</b>	<b>-</b>	<b>-</b>	<b>7,800.00</b>	

Prepared by:  
  
**HAIZEE L. CASTAÑEDA**  
 Financial Analyst II

Reviewed by:  
  
**ARLENE G. LOPEZ**  
 Budget Officer II

Certified by:  
  
**RENANN M. MACAPINLAC**  
 Budget Officer III